Max™ 150 x 50mm CENTRE DOUBLE GLAZED - 34mm Pocket
Max Framing Systems: M150CDG - 1

Max 150 Centre Double Glazed

FEATURES:

- 150mm Frame Depth
- 50mm Sight Line generally
- Glass Plane-Centred
- Compatible with 150mm Front Glazed & Offset allowing glass in different planes
- Compatible with other 150mm Max framing systems
- Accepts 24mm to 28mm IGU's
- Single Glazed Spandrel adaptor option
- Eliminates ugly visible drain slots in the face of transoms
- Internal or External glazed
- Awning & Casement Sash options
- Hinged, Pivot, Sliding & Multi sliding door tracks
- Dry Glazed with High performance Santoprene Gaskets
  - o Anti Stretch Gaskets
  - o Anti-Dropout Gasket Design
- Suited to wet glazed if preferred
- Watershed -Concealed Transom drainage system

FABRICATION:

- Easy Screw Flute Joinery Fabrication
- Simple Panelized Assembly

PRODUCT APPLICATIONS:

- Shopfront, Ribbon Windows or Punched Openings
- Generally Single Span, limited to 6.5 metre high applications

NOTE:

This system is completely compatible with U-Max thermally broken framing systems
Principally a fixed framing system. 150 Offset or 150 Front Glazed offer more Sash & door options

Summus Apartments
MAX™ 150mm Centre Double Glazed frames

The contents of this manual is copyright and cannot be reproduced in any form

Max™ 150 x 50mm CENTRE DOUBLE GLAZED - 34mm Pocket
Max Framing Systems: M150CDG - 2
50mm Extrusion ID

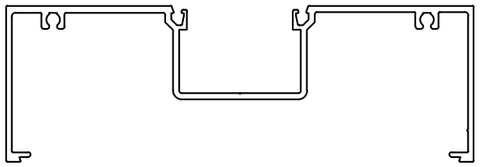
C9920
150 x 50 CDG Frame

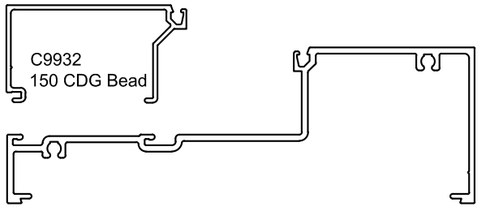

C9921
150 x 50 CDG Sill


C9922
150 x 50 CDG Pocketed Filler

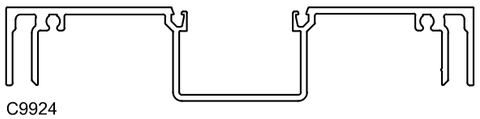
C9924
150 x 50 CDG Deep Mullion

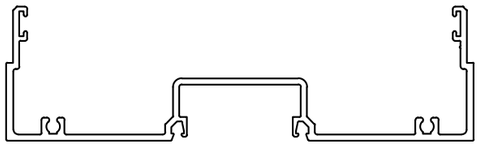
C9925
150 x 50 CDG Shallow Mullion

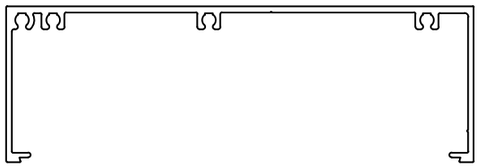
C9579
150 x 50 Plain Frame

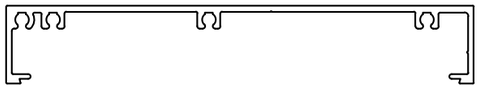
C9580
150 x 25 Plain Frame

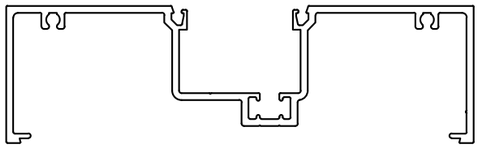
C9937
150 x 44 CDG Frame

C9581
150 x 50 S/M Plain Mullion

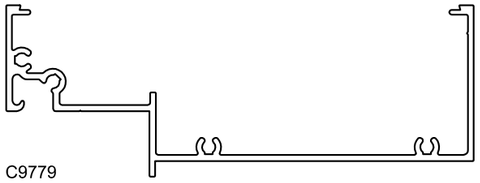
C9779
150 x 50 Hinge Head

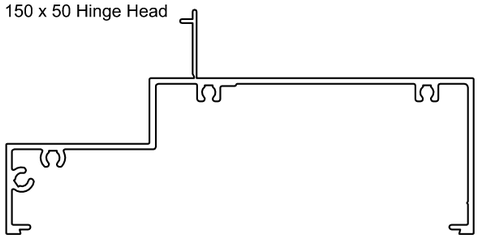
C9780
150 x 50 Winder Sill

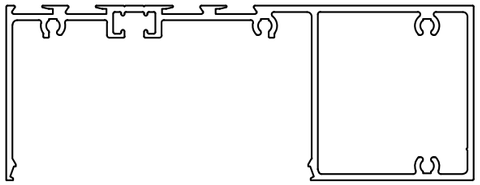
C9310
150 COC Transom

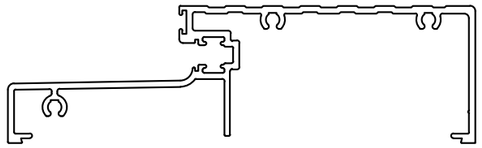
C9314
150 x 44 Threshold O/Out (50 door)

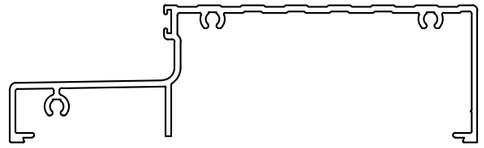
C9528
150 x 44 Threshold - O/Out (45 door)

60mm Extrusion ID

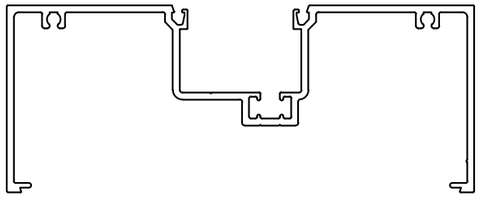
C9930
150 x 60 CDG Frame

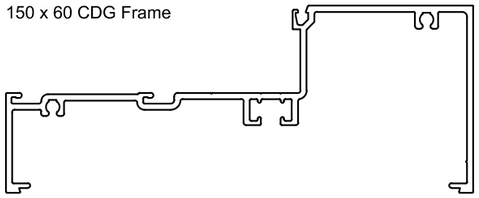
C9931
150 x 60 CDG Sill

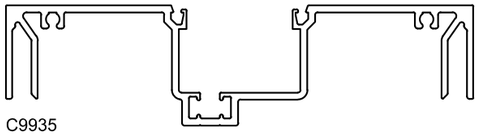
C9935
150 x 60 CDG Deep Mullion

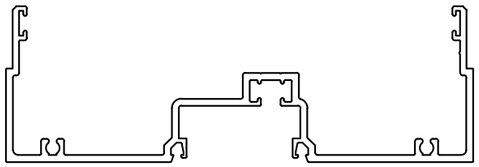
C9936
150 x 60 CDG Shallow Mullion

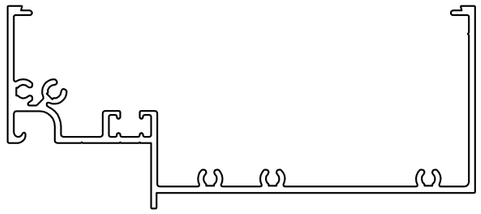
C9298
Max 150 x 60 ODG Hinge Head

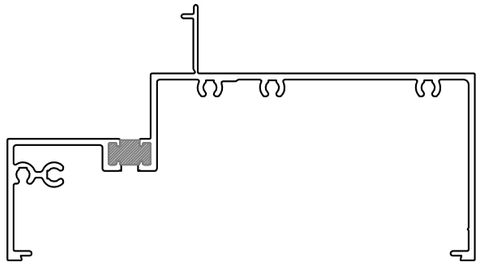
C9299U
U-Max 150 x 60 Winder Sill
(Must use thermally broken)

C9512
100 Flush Filler

C4989
Plant On Door Stop

C9232
Hinge Backing Plate

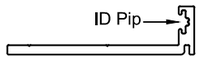

C9565
Max Plant On Door Stop
(50 door)

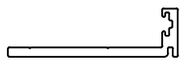
C9809
45mm Plant On Door Stop

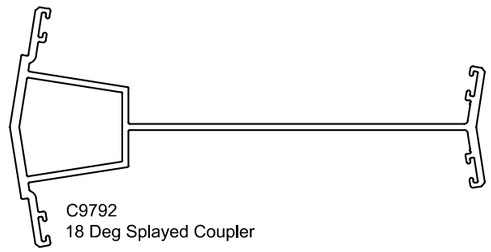
C9792
18 Deg Splayed Coupler

The contents of this manual is copyright and cannot be reproduced in any form

Max™ 150 x 50mm CENTRE DOUBLE GLAZED - 34mm Pocket
Max Framing Systems: M150CDG - 3

Extrusion ID

C9775
Max 150 Flat Filler - Screw flutes

C1756
150 Flat Filler

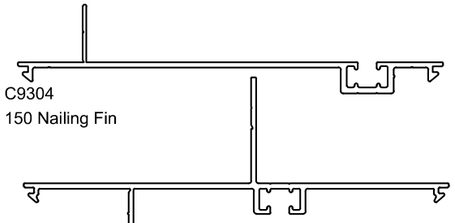
C9304
150 Nailing Fin

C9291
150 Build In Fin

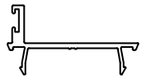
C9927
Max 50mm Door Stop

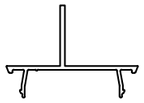
C9513
CDG & ODG Sash Adaptor
suit C9519, C9241

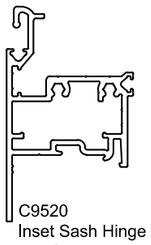
C9520
Inset Sash Hinge Head
suit CH131737 cornerstake

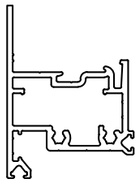
C9519
Inset Sash
suit CH131737 cornerstake

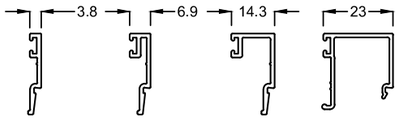

C9249
Bead
35 Gap

C9246
Bead
31 Gap

C9247
Bead
25 Gap

C9521
Bead
15 Gap

C9244
Winder Box Cover

C9243
Elevation Motorised Winder Box

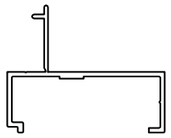
C9242
Winder Support

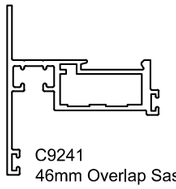
C9241
46mm Overlap Sash
suit CH1317 cornerstake

C0054
29mm Gap

C016-2
41mm Gap

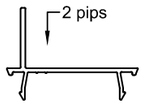

C9514
CDG & ODG Sash Adaptor
suit C1317

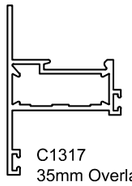
C1317
35mm Overlap Sash
suit CH1317 cornerstake

C016-2
30 Gap

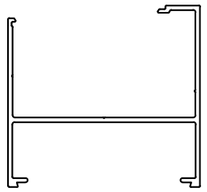
C9318
Motorised Winder Box
suit C1317

C200R
25 x 11 Extruded Screen

Max Sub Frame ID

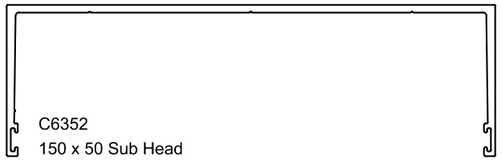
C6352
150 x 50 Sub Head



C6243
150 2 Part Sub Head

C1585
Sub Head Cover

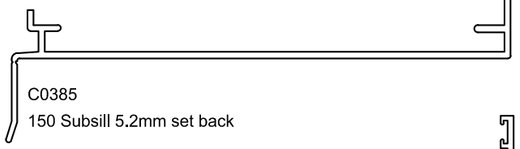
C0385
150 Subsill 5.2mm set back

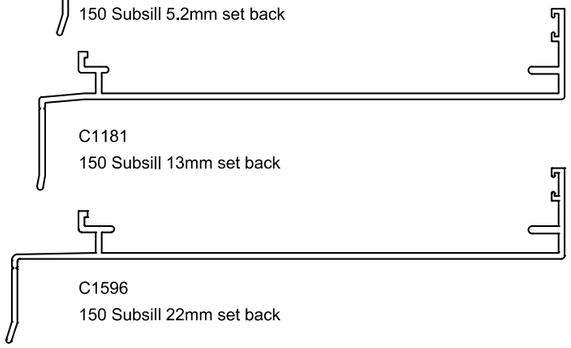
C1181
150 Subsill 13mm set back

C1596
150 Subsill 22mm set back

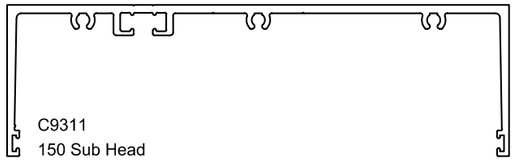
C9311
150 Sub Head



C9316
150 x 60 Sub Head

C9317
60 Sub Head Cover

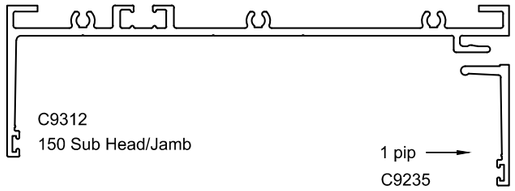

C9312
150 Sub Head/Jamb

C9235
Sub Jamb Bead

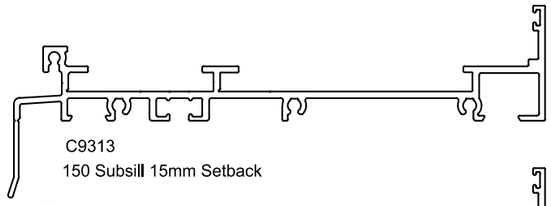
C9313
150 Subsill 15mm Setback

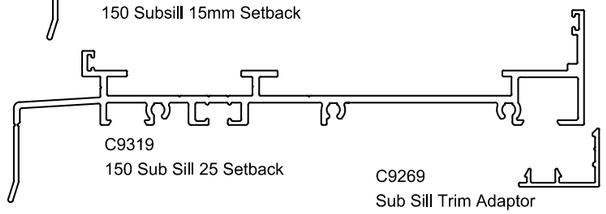
C9319
150 Sub Sill 25 Setback

C9269
Sub Sill Trim Adaptor

Component ID

CHSE150
150 Subsill Stop end (non handed)

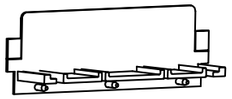
CH9571
150 Subsill Stop end (non handed)

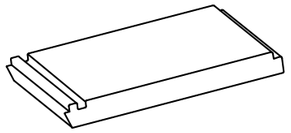
CH9595
Subsill support block

CH9557
Cornerstake C9519 Sash

CH1317
Cornerstake C9241 Sash

CH9580
Sash Gusset

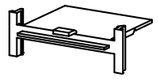
CH9597
Max Universeal Watershed
for Deep & Shallow pockets

The contents of this manual is copyright and cannot be reproduced in any form

Max™ 150 x 50mm CENTRE DOUBLE GLAZED - 34mm Pocket
Max Framing Systems: M150CDG - 4

50mm Head & Sill

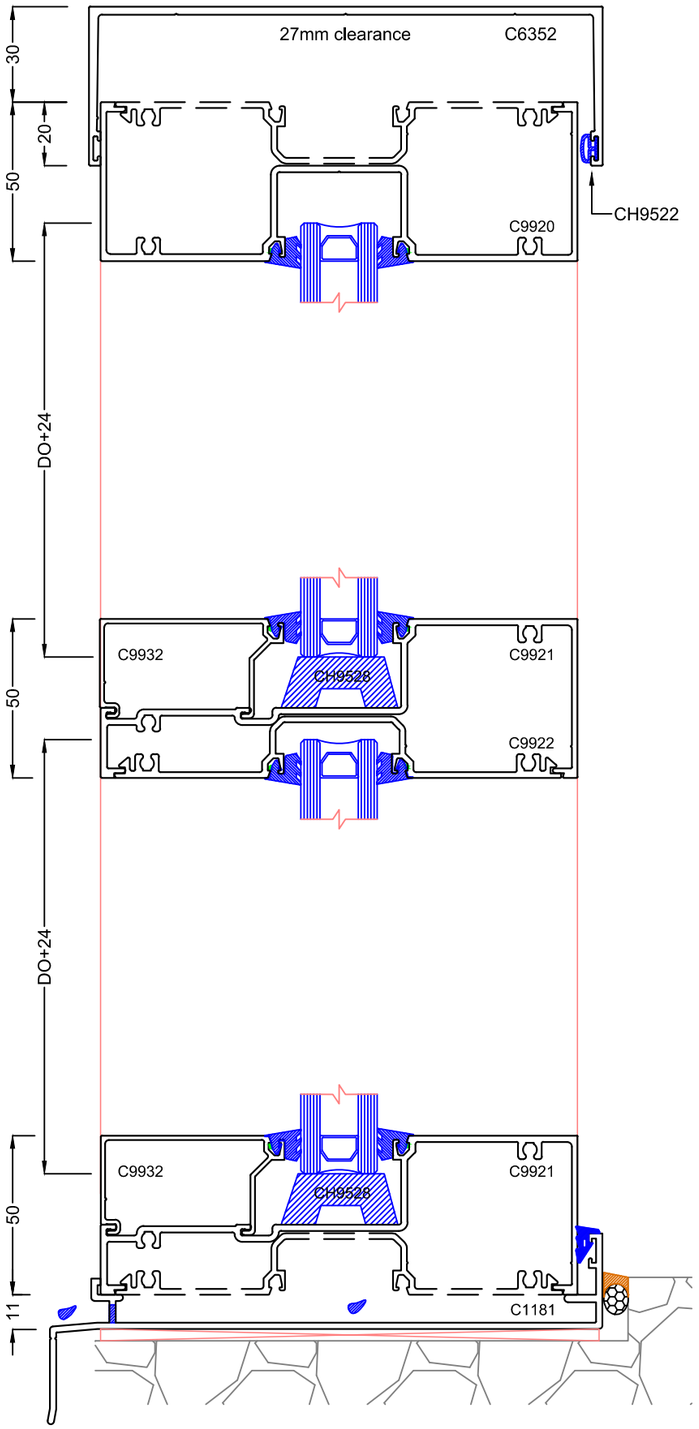

120mm Midrail

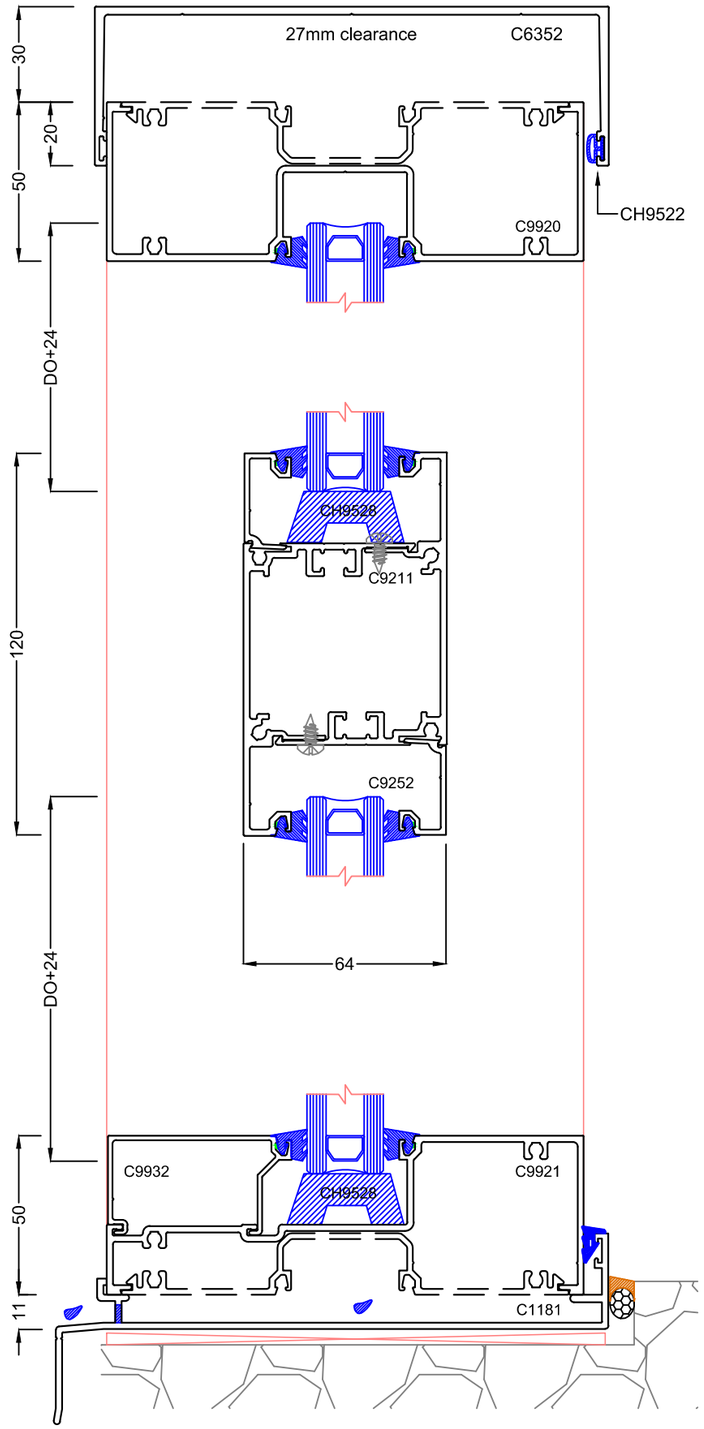

100 Centre Glaze Transom

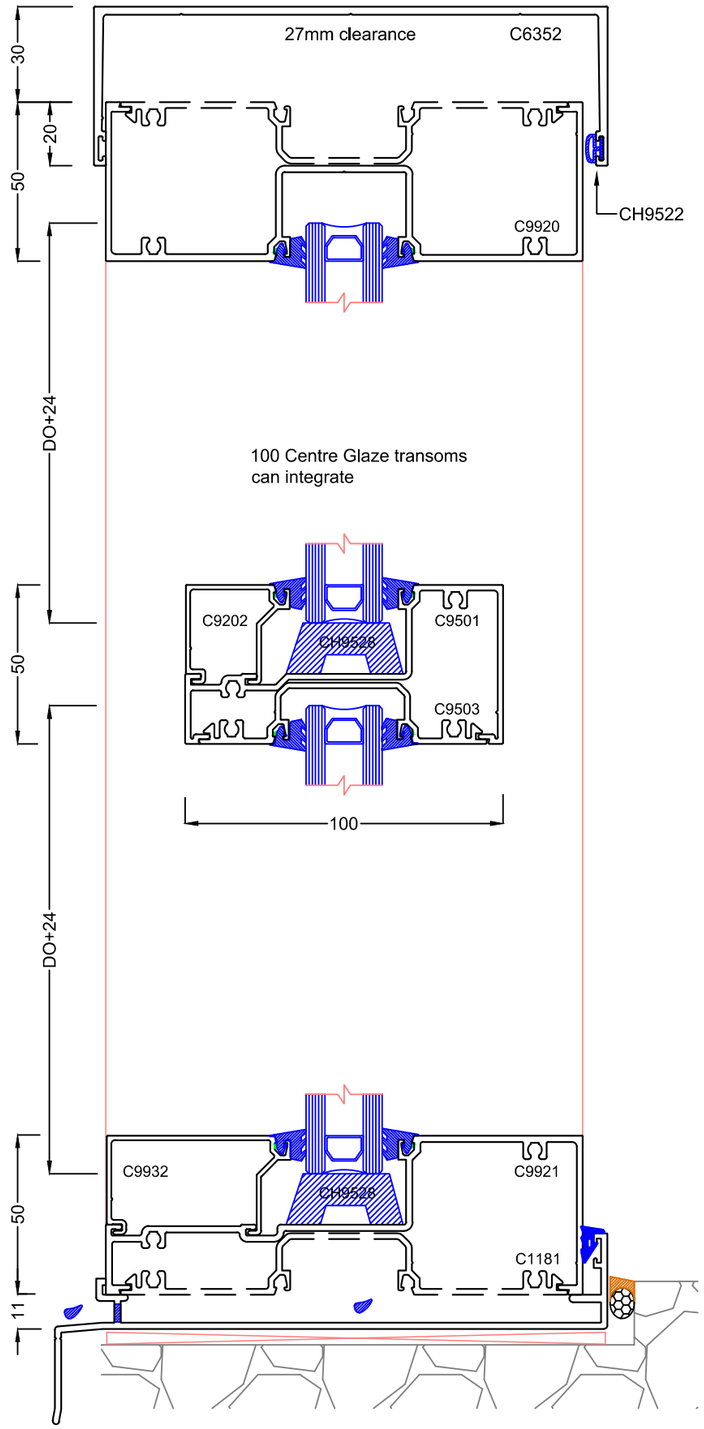

The contents of this manual is copyright and cannot be reproduced in any form

Max™ 150 x 50mm CENTRE DOUBLE GLAZED - 34mm Pocket
Max Framing Systems: M150CDG - 5

50mm Head & Sill - Single Glazed Spandrel

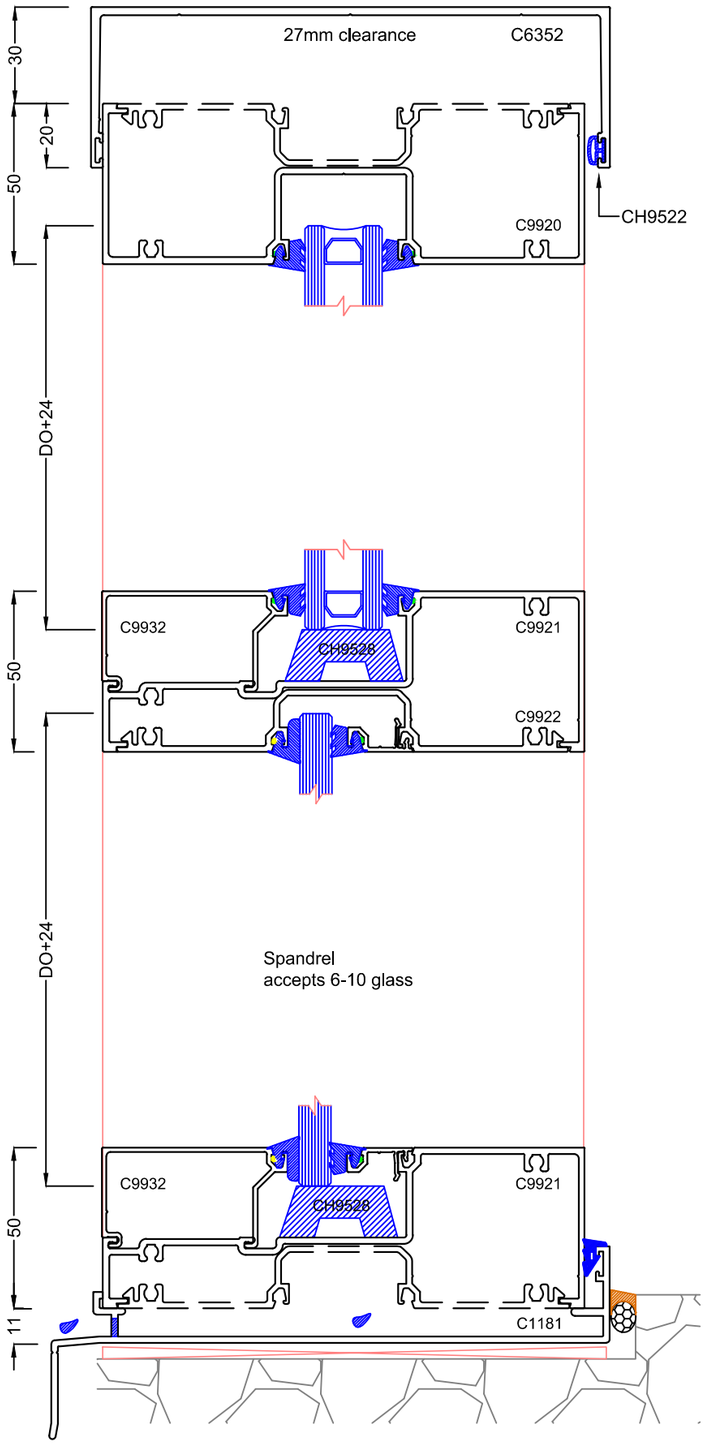

50mm Jamb with Spandrel adaptor

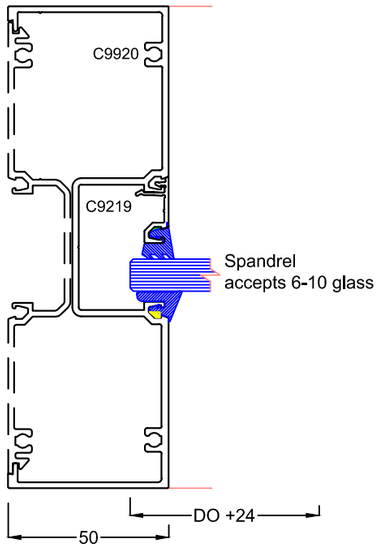

50mm Jamb / 50mm Standard Mullion / 44mm Jamb

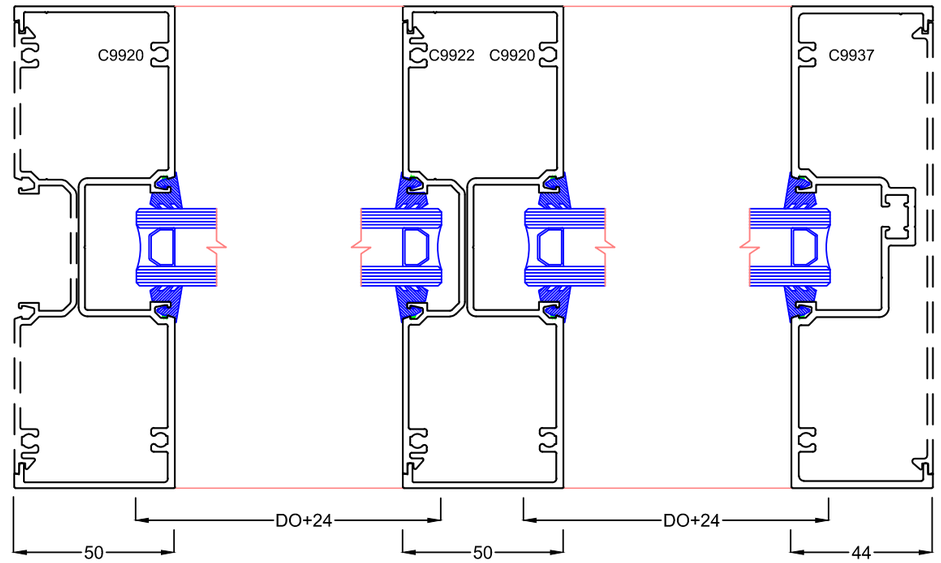

Split Mullion / Centre/Front Mullion / Centre/Front Reversed

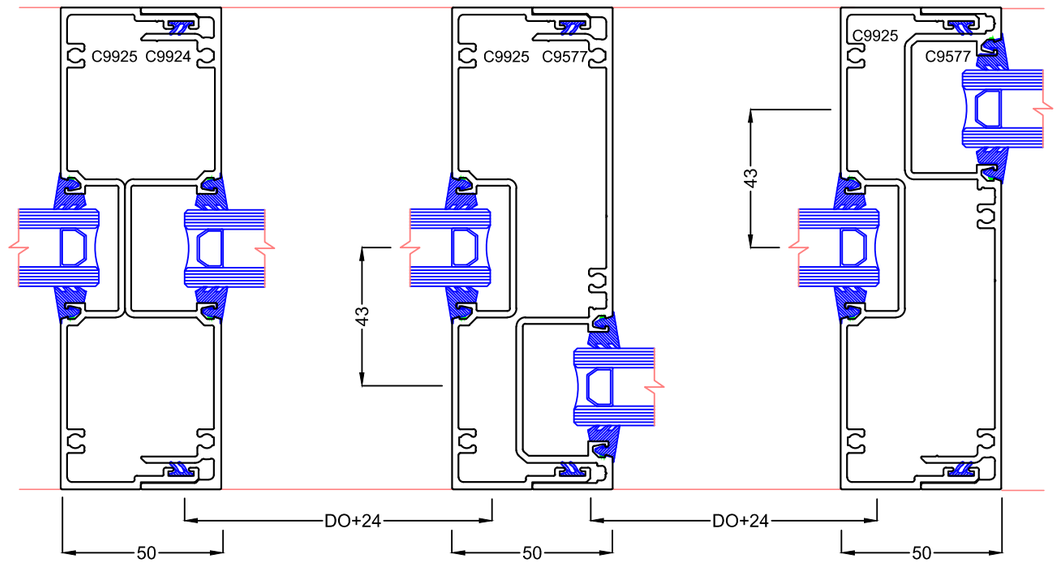

The contents of this manual is copyright and cannot be reproduced in any form

Max™ 150 x 50mm CENTRE DOUBLE GLAZED - 34mm Pocket
Max Framing Systems: M150CDG - 6

Splayed Mullion Coupler
Allows nom 16-22' splayed angles

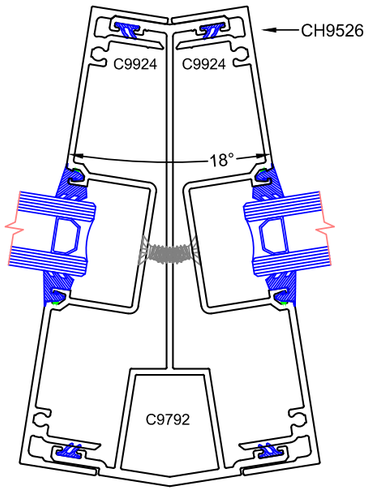

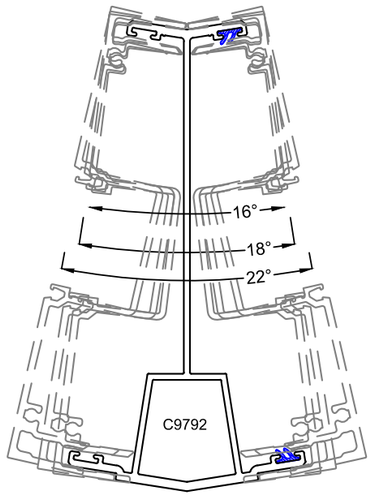

Inset Awning Sash

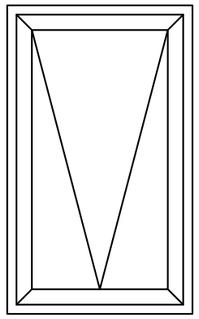

Note:
Maximum Sash weights generally are 30kg for a single chain winder & 70kg for a dual chain winder & 70kg with stays.

- Max Sash Height: 1600mm
- Min Sash Width: 450mm
- Max Sash Width: 1200mm
- Glass: 6mm - 28mm
- Accepts Q-Lon acoustic seals

Please refer the Sashes segment in the catalogue for further information on sash limits & hardware selection.

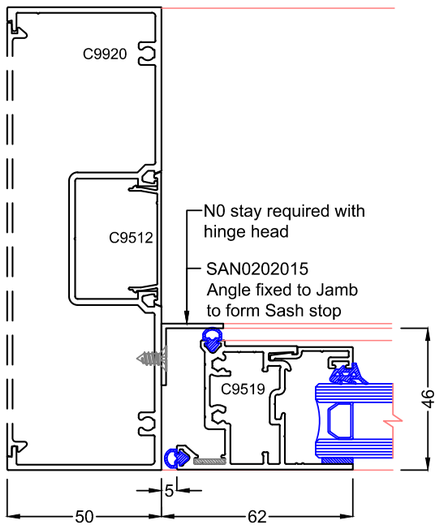

50mm Hinge Head & Winder Sill Transom

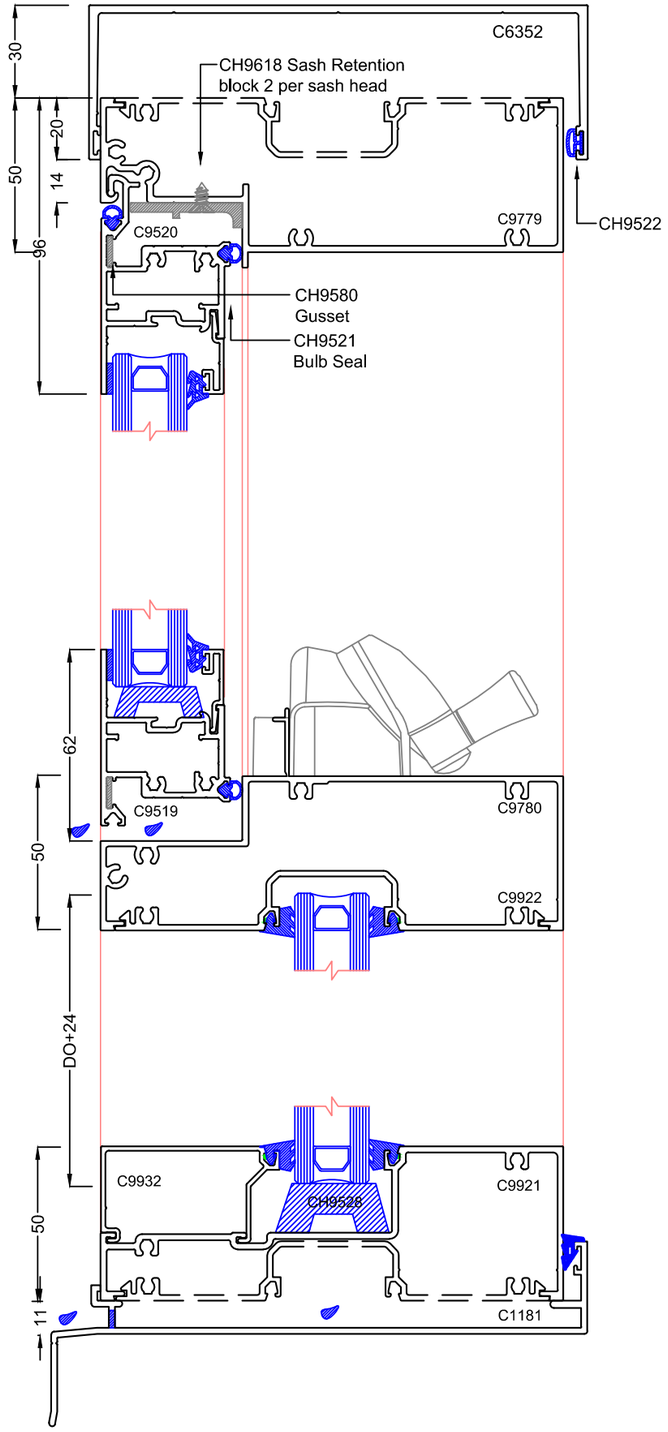

The contents of this manual is copyright and cannot be reproduced in any form

Max™ 150 x 50mm CENTRE DOUBLE GLAZED - 34mm Pocket
Max Framing Systems: M150CDG - 7

Inset Awning Sash on stays

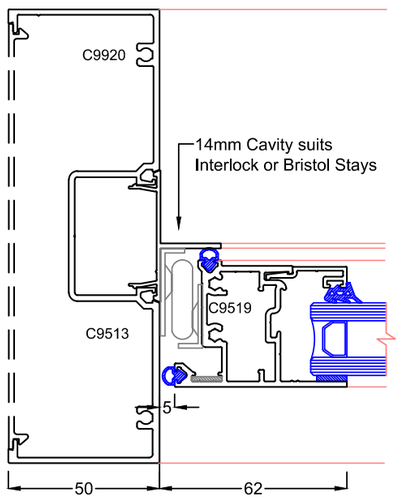

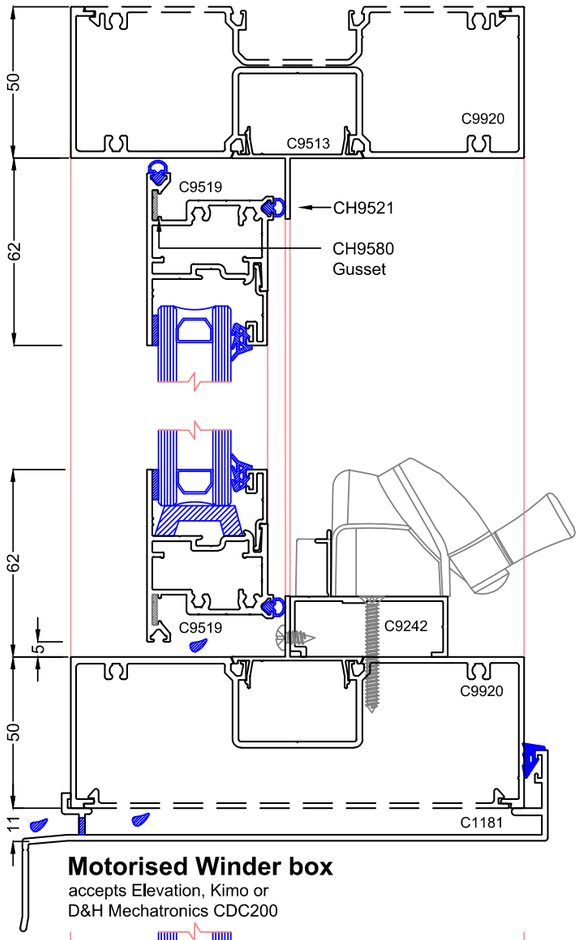

Motorised Winder box
accepts Elevation, Kimo or
D&H Mechatronics CDC200

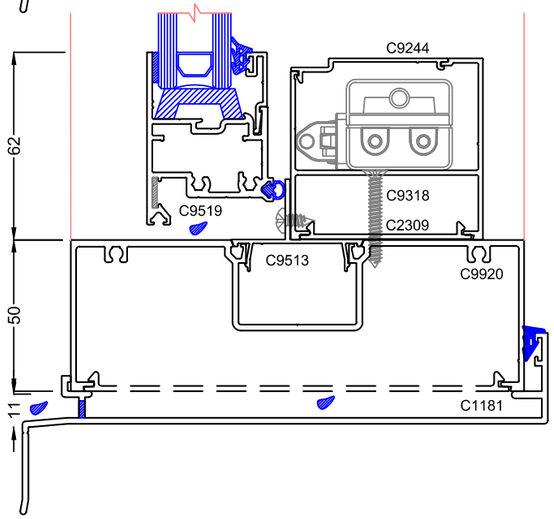

Inset Awning Sash Transom

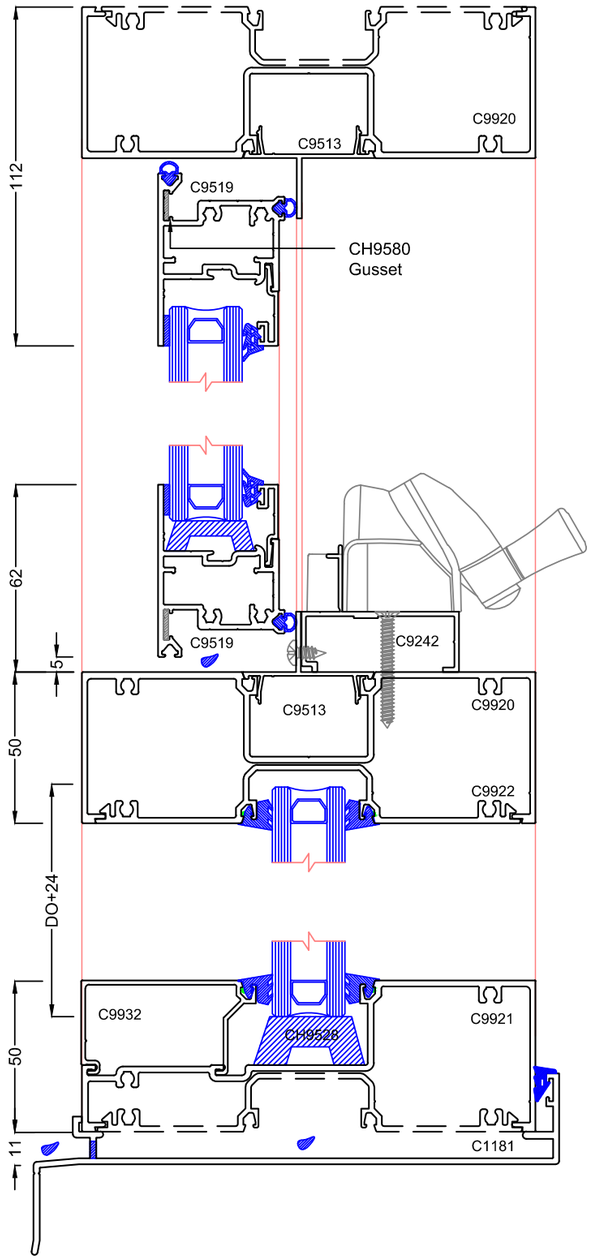

The contents of this manual is copyright and cannot be reproduced in any form

Max™ 150 x 50mm CENTRE DOUBLE GLAZED - 34mm Pocket
Max Framing Systems: M150CDG - 8
45mm Beaded Hinged Door Open OUT

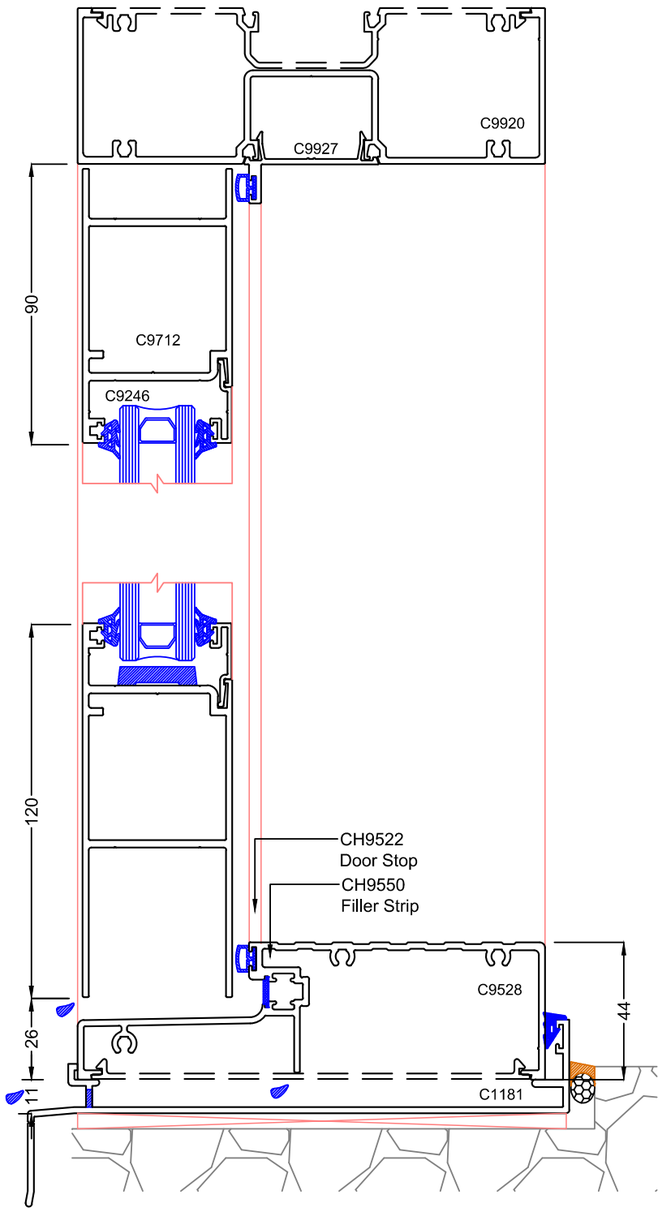

Wheelchair Threshold C669
Not suited to subsills.

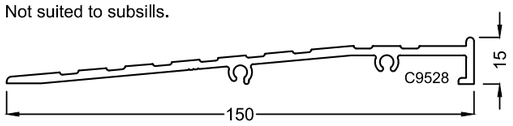

Jamb Detail Open OUT Door

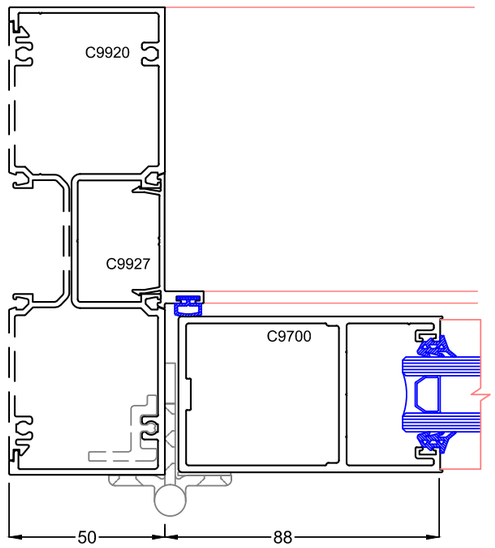

Jamb Detail Open OUT suit timber door

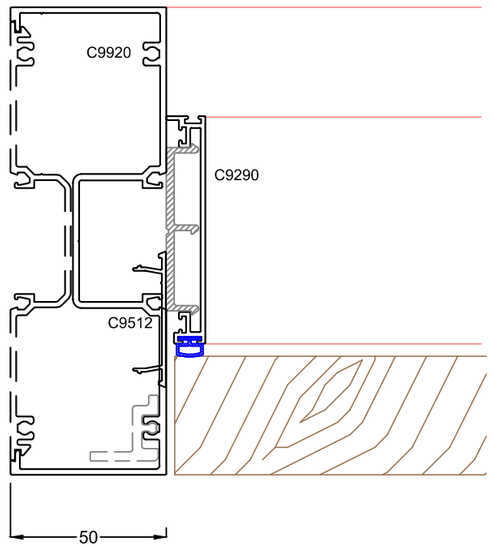

Jamb Detail Open IN Door with Reversed Jamb

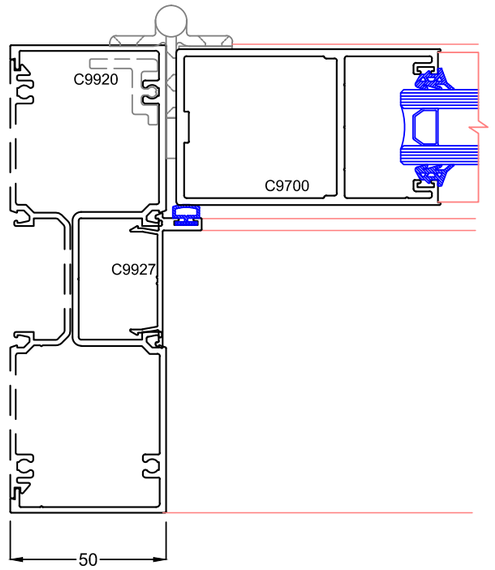

Noue:
No Open in threshold is available at this time or plant on door stop for Open In conditions.

Mullion Detail Open IN Door with Plant on Door Stop

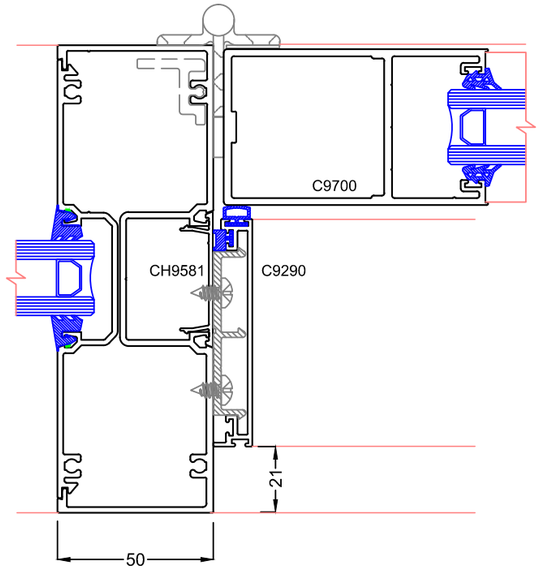

Open IN Door with conceal fix on door stop

The contents of this manual is copyright and cannot be reproduced in any form

Max™ 150 x 50mm CENTRE DOUBLE GLAZED - 34mm Pocket

Max Framing Systems: M150CDG - 9

Pivot Door

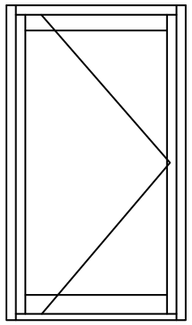

Note:
Maximum door height 2700mm
Maximum Panel width 1000mm
Pivot point usually 100mm

Jamb Detail Pivot Door

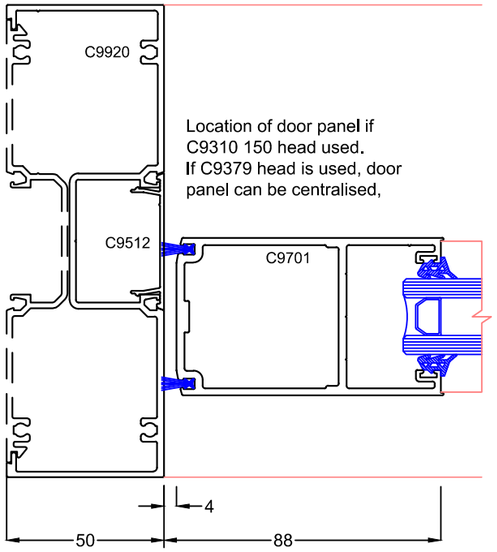

Pivot Door & Head Detail

An alternative had can be C1759 plain frame & also then allows the pivot door to be positioned centrally if preferred.

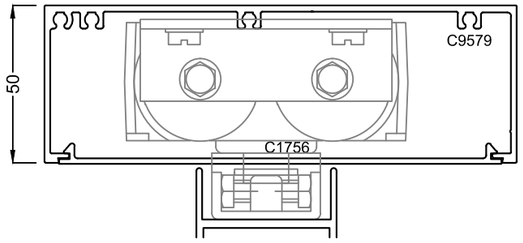

Standard COC Head Detail

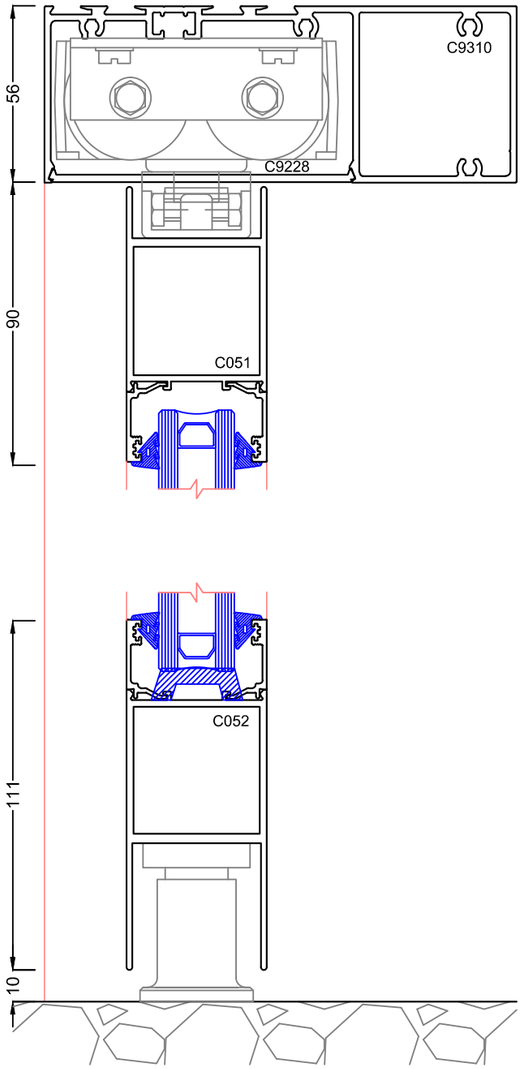

Pivot Door & Highlight

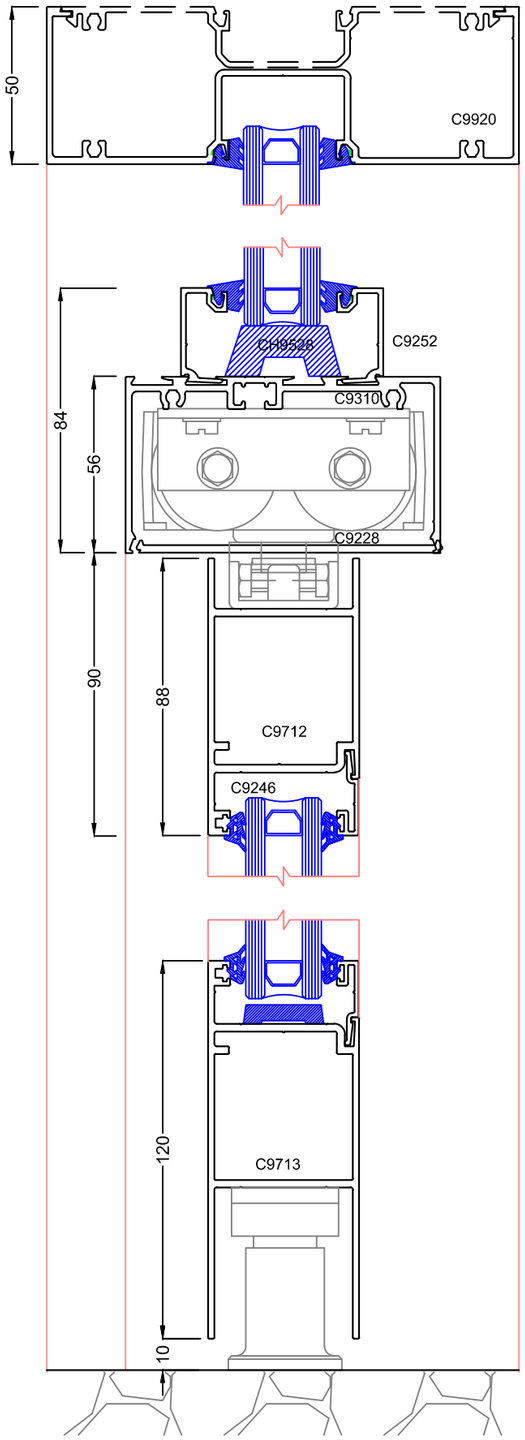

Jamb Detail Pivot Door

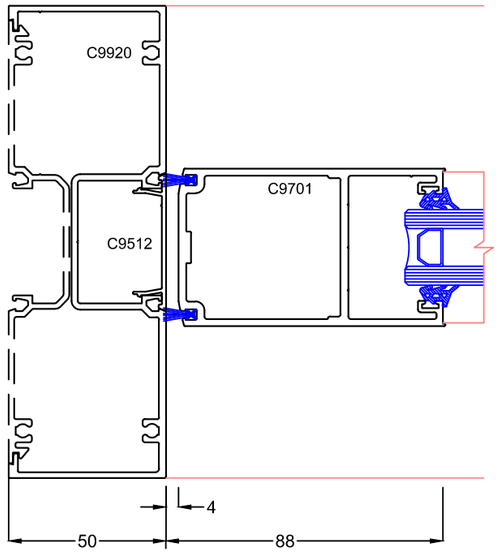

The contents of this manual is copyright and cannot be reproduced in any form

Max™ 150 x 50mm CENTRE DOUBLE GLAZED - 34mm Pocket
Max Framing Systems: M150CDG - 10
Mullion Structural Tables

Mullion Combination: Max 150 CDG Std mullion (C9922,C9920)

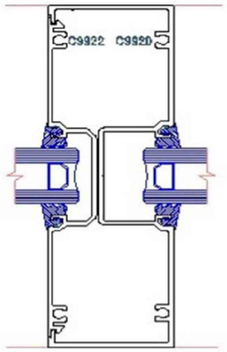

These tables use theoretical section properties. The resulting Serviceability and Ultimate should be read in conjunction with the requirements of AS1170.

Note the following:
- Maximum Stress = 110Mpa
- Serviceability based on Span/250
- Italics indicate where Serviceability is limited by Ulltimate.

This chart is to be used as a guide only. Where Serviceability exceeds 3kPa or for more information, contact Capral.

Frame Height (mm)		Design Wind Pressure (Pa)							
2200	S	*6519*	*5354*	*4612*	*4116*	*3783*	*3565*	*3440*	*3399*
	U	*6519*	*5354*	*4612*	*4116*	*3783*	*3565*	*3440*	*3399*
2400	S	5234	4297	3697	3293	3014	2824	2700	*2628*
	U	5402	4417	3783	3353	3053	2846	2708	*2628*
2600	S	4089	3344	2863	2535	2304	2140	2025	1950
	U	4549	3707	3161	2786	2521	2330	2195	21o4
2800	S	3257	2655	2264	1995	1804	1664	1563	1492
	U	3881	3154	2681	2353	2118	1946	1820	1729
3000	S	2637	2144	1823	1601	1440	1322	1235	1170
	U	3349	2716	2302	2015	1806	1651	1535	1449
3200	S	2165	1757	1490	1304	1170	1069	994	936
	U	2918	2363	1999	1744	1558	1420	1314	1233
3400	S	1800	1458	1234	1078	964	878	813	762
	U	2564	2073	1751	1524	1359	1234	1138	1064
3600	S	1512	1224	1034	901	804	730	674	630
	U	2270	1833	1546	1344	1195	1083	996	927
3800	S	1283	1037	875	761	678	614		
	U	2023	1632	1375	1193	1059	958		
4000	S	1098	887	747	649				
	U	1814	1462	1230	1066				
4200	S	947	764	643					
	U	1635	1317	1107					
4400	S	823	663						
	U	1481	1192						
4600	S	719							
	U	1347							
4800	S	633							
	U	1230							
5000	S								
	U								
Mullion Centres (mm)		800	1000	1200	1400	1600	1800	2000	2200

Mullion Structural Tables

Mullion Combination: Max 150 CDG Split mullion (C9924,C9925)

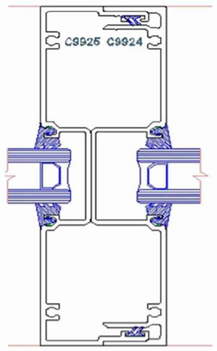

These tables use theoretical section properties. The resulting Serviceability and Ultimate should be read in conjunction with the requirements of AS1170.

Note the following:
- Maximum Stress = 110Mpa
- Serviceability based on Span/250
- Italics indicate where Serviceability is limited by Ulltimate.

This chart is to be used as a guide only. Where Serviceability exceeds 3kPa or for more information, contact Capral.

Frame Height (mm)		Design Wind Pressure (Pa)							
2200	S	*8836*	*7257*	*6251*	*5580*	*5127*	*4832*	*4663*	*4607*
	U	*8836*	*7257*	*6251*	*5580*	*5127*	*4832*	*4663*	*4607*
2400	S	*7310*	*5977*	*5119*	*4537*	*4132*	*3850*	*3664*	*3555*
	U	*7310*	*5977*	*5119*	*4537*	*4132*	*3850*	*3664*	*3555*
2600	S	5712	4671	3999	3540	3218	2989	2829	2723
	U	6144	5007	4270	3764	3405	3147	2965	2842
2800	S	4549	3708	3163	2787	2519	2325	2184	2083
	U	5233	4253	3615	3173	2856	2624	2454	2331
3000	S	3683	29%	2546	2236	2012	1847	1725	1634
	U	4508	3656	3100	2712	2431	2223	2067	1950
3200	S	3024	2454	2081	1822	1634	1494	1388	1308
	U	3922	3175	2686	2344	2095	1908	1766	1658
3400	S	2514	2037	1724	1505	1346	1226	1135	1065
	U	3441	2782	2349	2045	1823	1656	1527	1427
3600	S	2113	1709	1444	1259	1123	1020	941	880
	U	3042	2456	2071	1800	1601	1450	1334	1242
3800	S	1793	1449	1222	1063	946	858	789	736
	U	2706	2184	1839	1596	1417	1281	1175	1092
4000	S	1534	1239	1044	907	806	729	669	622
	U	2423	1953	1643	1424	1263	1139	1043	967
4200	S	1323	1068	899	780	692	625		
	U	2180	1756	1476	1278	1132	1020		
4400	S	1150	927	779	675				
	U	1972	1587	1333	1153				
4600	S	1005	809	680					
	U	1791	1441	1209					
4800	S	884	711						
	U	1633	1313						
5000	S	781	628						
	U	1494	1201						
Mullion Centres (mm)		800	1000	1200	1400	1600	1800	2000	2200

The contents of this manual is copyright and cannot be reproduced in any form