Max™ 150 x 50mm FRONT CAPPED DOUBLE GLAZED
Max Framing Systems: M150FCDG - 1

Max 150 Front Capped Double Glazed

FEATURES:

- 150mm Overall Frame Depth (100 Base)
- Glass Plane-Front, compatible with 150mm Front Glazed
- 50mm Sight Line generally
- Optional Low profile 44mm Outer Frame
- Optional cap profiles
- Improved head & sill detail over conventional front capped systems.
- Suitable in some configurations for use with sub heads
- Structural infil cap vertically or horizontally
- Adapts to 50mm face dimension box sections
- Accepts 24mm to 28mm IGU's
- External glazed only
- Hinged & Pivot doors
- Dry Glazed with High performance Santoprene Gaskets
  - o Anti Stretch Gaskets
  - o Anti-Dropout Gasket Design
- Suited to wet glazed if preferred

FABRICATION:

- Easy Screw Flute Joinery Fabrication
- Simple Panelized Assembly

PRODUCT APPLICATIONS:

- Shopfront, Ribbon Windows, Large fixed panels
- Generally Single Span, limited to 6.5 metre high applications

NOTE:

Whilst principally used as a fixed glazing system it is ideally suited to glazing large panels as the front cap allows full access to the glazing rebate.

This system is completely compatible with U-Max thermally broken framing systems

LIMITATIONS:

- External Glazed only
- May be used as 2 sided structural glazed. Not recommended for 4 sided structural glazed.

Cameron Corporate Offices, Melbourne
MAX™ 150mm Front Capped Double Glazed frames

The contents of this manual is copyright and cannot be reproduced in any form

Max™ 150 x 50mm FRONT CAPPED DOUBLE GLAZED
Max Framing Systems: M150FCDG - 2
Extrusion ID

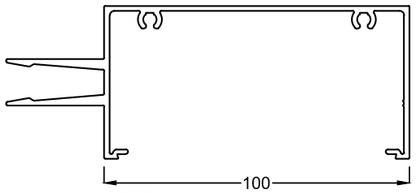

C9329
100 Base x 50 Light Capped Frame

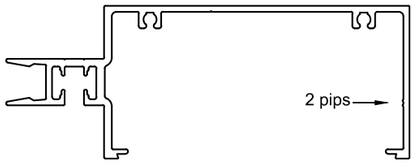

C9330
100 Base x 50 Front Cap Frame

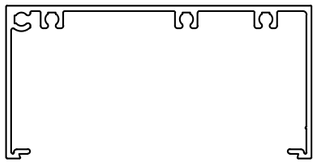

C9502
100 x 50 Plain Frame

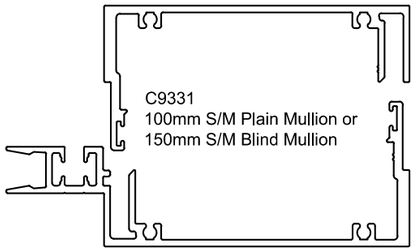

C9331
100mm S/M Plain Mullion or
150mm S/M Blind Mullion

C9332
100 Base x 50 Male Mullion

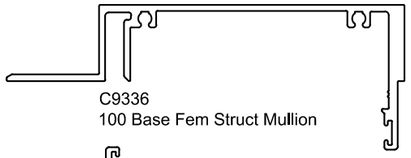

C9336
100 Base Fem Struct Mullion

C9337
100 Base Male Struct Mullion

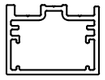

C9477
Rebate Adaptor

C9573
S/M Splice (suits 50mm mullions)

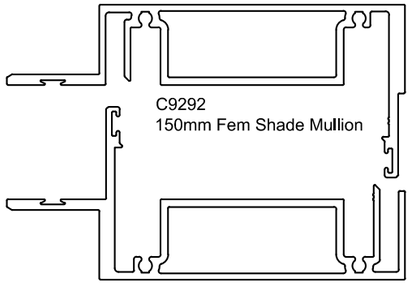

C9292
150mm Fem Shade Mullion

C9293
150mm Male Shade Mullion

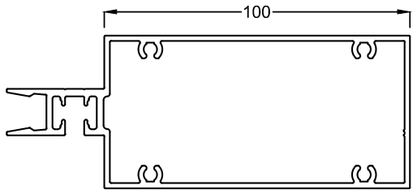

C9341
100 Base Capped Transom



C9338
100 Base Struct Transom



C9321
100 Flat Filler - screw flutes

C405
100 Flat Filler

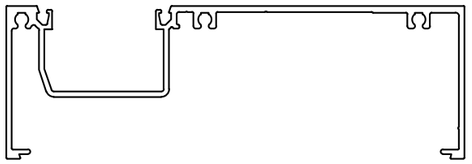

C9570
150 x 50 FDG Frame

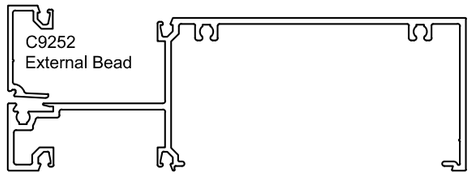

C9252
External Bead

C9571
150 x 60 FDG External Head/Sill

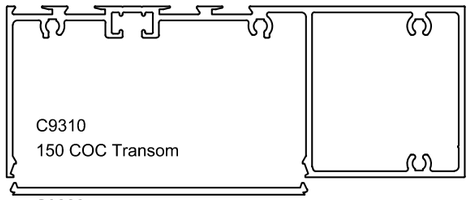

C9310
150 COC Transom

C9228
COC Filler Plate

C9809
Plant On Door Stop
(45 door)

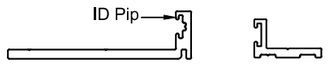

C9565
Max Plant On Door Stop
(50 door)

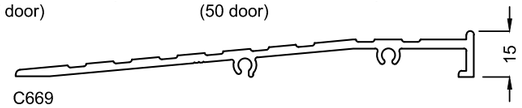

C669
150 x 13 Wheelchair Threshold

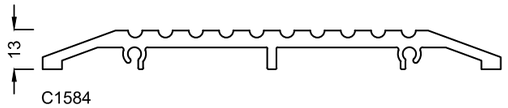

C1584
150mm Ramp Threshold

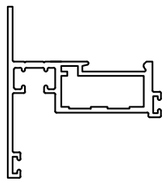

C9241
50mm Overlap Sash

C0054
29mm Gap

C016-2
41mm Gap

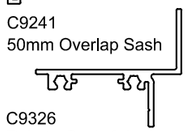

C9326
Rebate Sash Adaptor

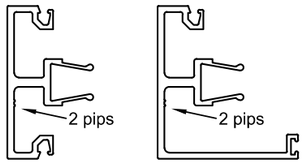

C9333
FC 50 x15 Cap

C9334
FC 50 x15 Return Cap

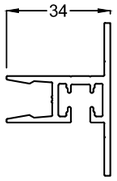

C9335
Back Adaptor

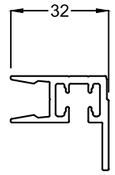

C9328
Half Back Adaptor

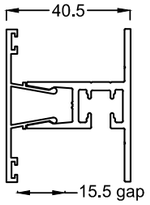

C243
Flat Cap
6-10 & 25mm Glass

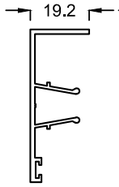

C244
Flat Return Cap
6-10 Glass

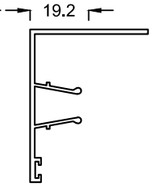

C245
Flat Return Cap
25mm Glass

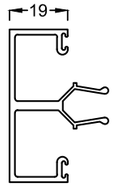

C1598
19mm Deep Cap
6-10 & 25mm Glass

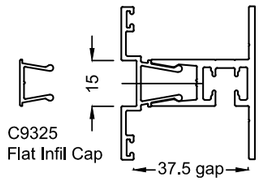

C9325
Flat Infil Cap

C4816
Shadowline Cap

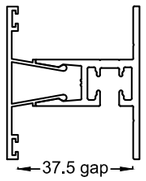

C1586
Flat Cap

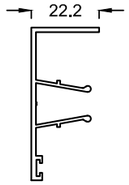

C1587
Flat Return Cap

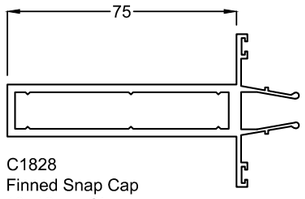

C1828
Finned Snap Cap
10 -12mm Glass

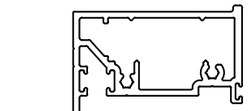

C9480
Structural Glazed Sash

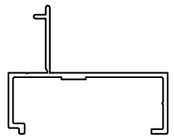

C9242
Winder Support

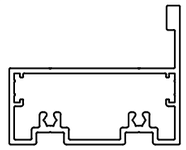

C3873
Plant On Struct Sash Adaptor

C200R
25 x 11 Extruded Screen

The contents of this manual is copyright and cannot be reproduced in any form

Max™ 150 x 50mm FRONT CAPPED DOUBLE GLAZED
Max Framing Systems: M150FCDG - 3

Extrusion ID

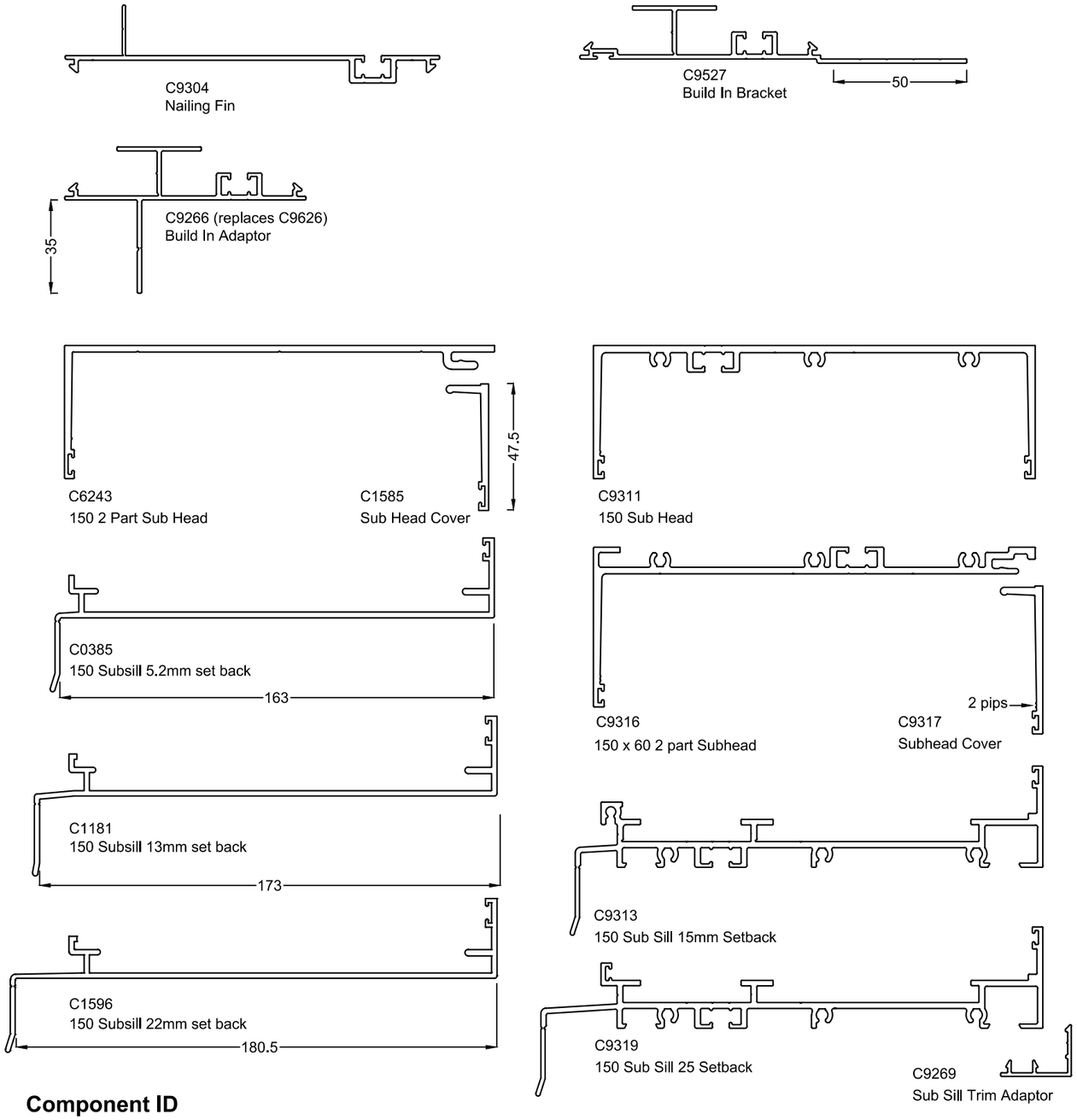

Component ID

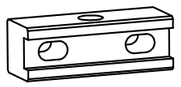

CH9663
Fixing Block

50mm Front Glaze Head & Sill

It is not recommended to use Sub Heads with Front Capped however if Max Front Double Glazed heads & sills are used it provides a means of pocket glazing the horizontals & is workable.

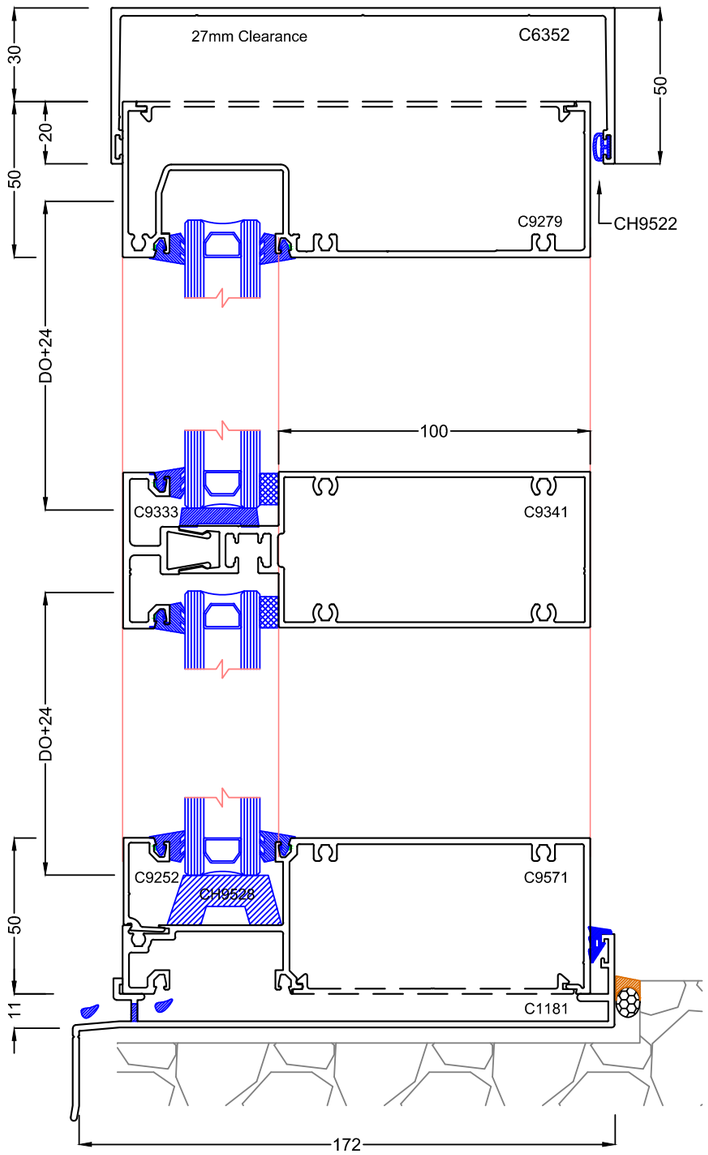

Note:
Front Glaze sills in 44mm or 60mm face dimensions are recommended as the complete frame is contained within a 150mm subsill & the glazing leg is fully supported. This also allows a take off bead at sill level. Front Glaze Heads in 44mm or 60mm face dimensions are recommended when a subhead is required.

The contents of this manual is copyright and cannot be reproduced in any form

Max™ 150 x 50mm FRONT CAPPED DOUBLE GLAZED
Max Framing Systems: M150FCDG - 4
50mm Front Capped Head & Sill with structural transoms

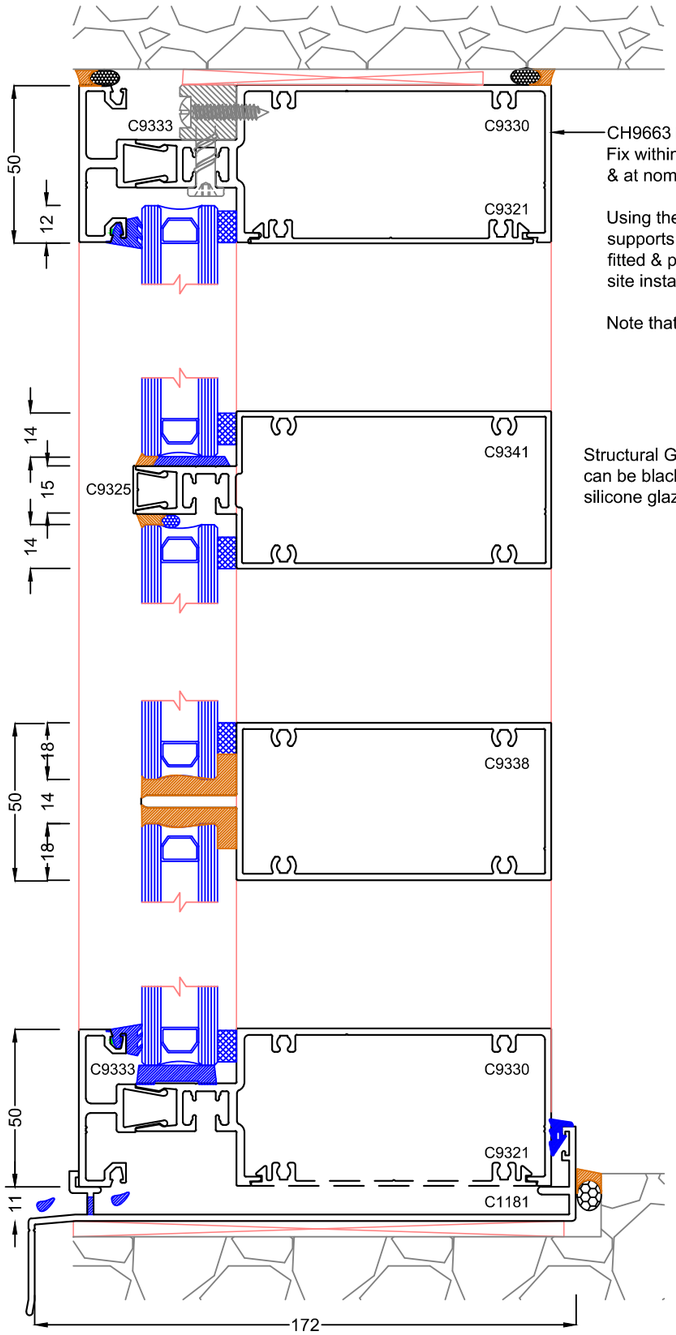

Note:
Front Capped Head & Sill, contained within a 150mm subsill & the glazing leg is fully supported. The bead is captivated in the subsill & must use Front Capped jambs to allow correct glazing.
In this arrangement, a subhead must never be used.

50mm Jamb

Standard Mullion

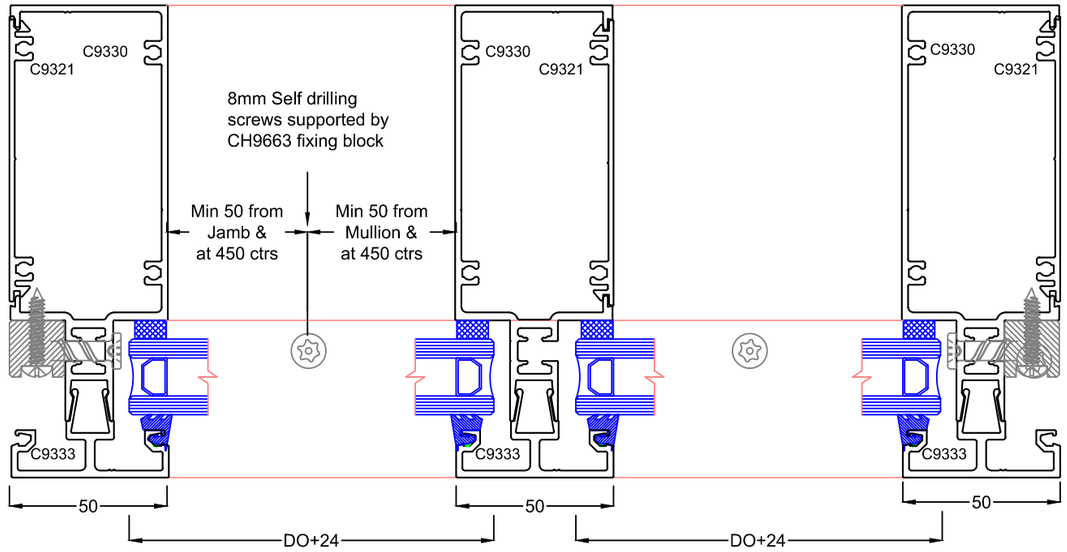

50mm Front Glaze Jamb

50mm Split Mullion

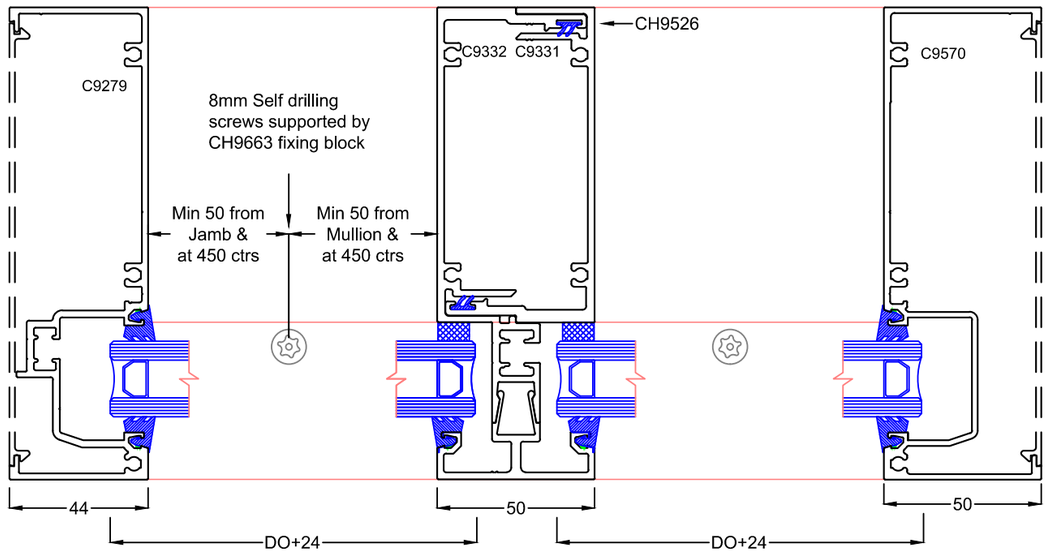

Note:
Front Glaze Jambs in 44mm or 60mm face dimensions can be used as alternate jambs but limit the key benefit of front capped systems. The rebate is more limited especially on large panels. They can however assist in frame fixing.

The contents of this manual is copyright and cannot be reproduced in any form

Max™ 150 x 50mm FRONT CAPPED DOUBLE GLAZED
Max Framing Systems: M150FCDG - 5

Structural Glazed Mullion

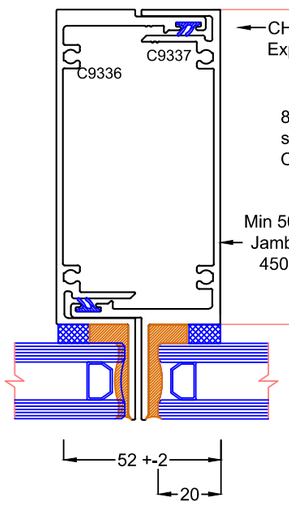

Blind Mullion

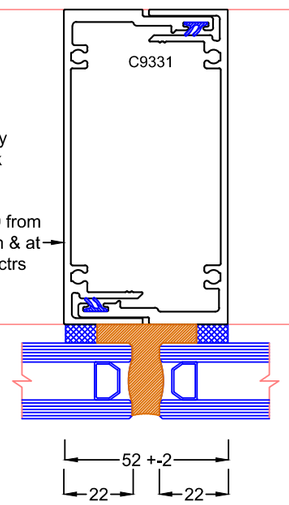

Blind Mullion
with infil

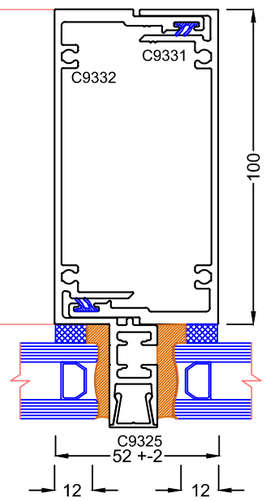

Spandrel Details

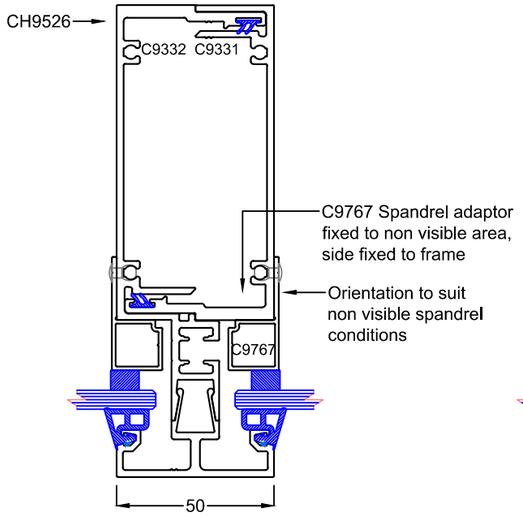

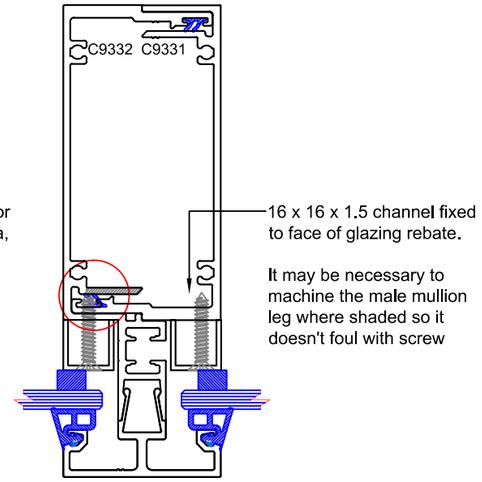

Splice Detail
C9573 is designed to suit 50mm face 50 x 50mm Front Glazed & front capped mullions

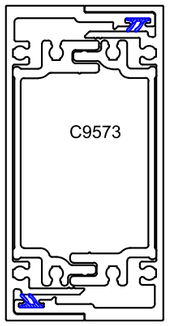

Structural Shadescreen Mullion
May be used for additional strength over the standard split mullion but allows one or two vertical fins or brackets to be fitted.

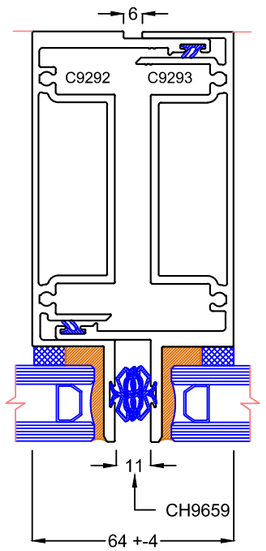

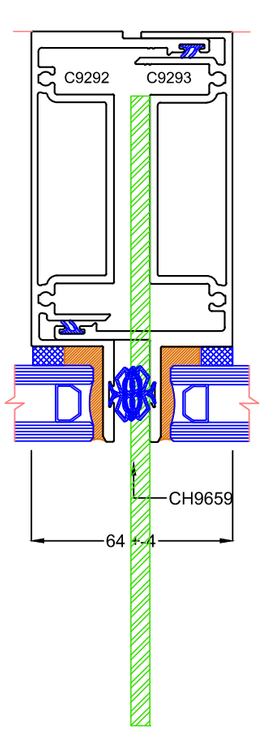

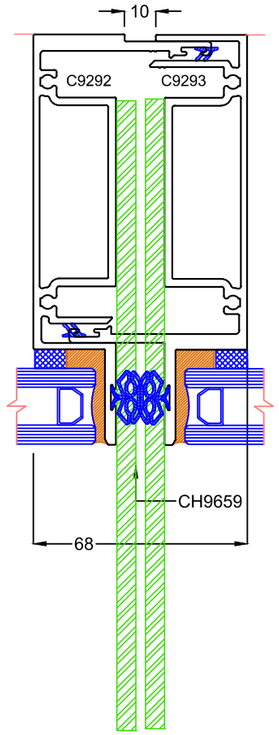

Blind Mullion Spandrel Details

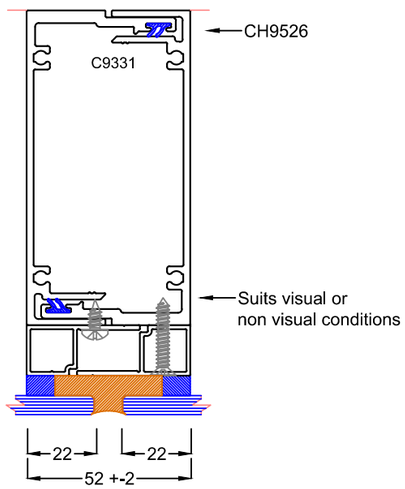

Transom Spandrel Details

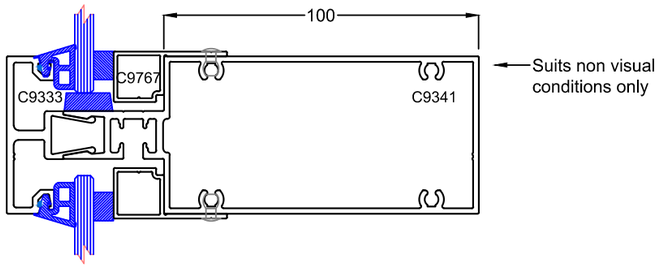

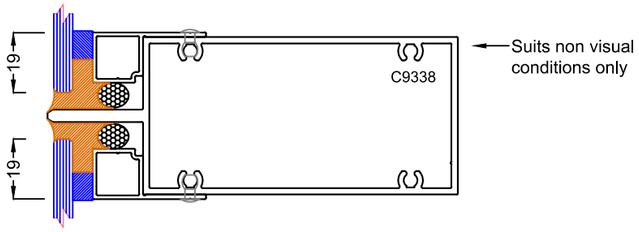

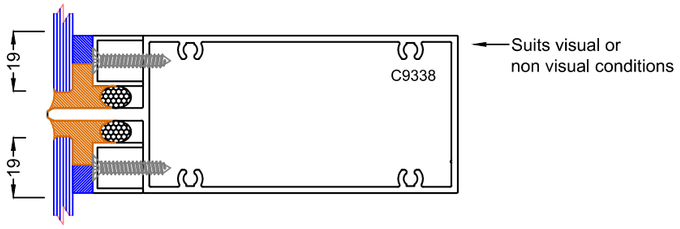

The contents of this manual is copyright and cannot be reproduced in any form

Max™ 150 x 50mm FRONT CAPPED DOUBLE GLAZED
Max Framing Systems: M150FCDG - 6
Alternative Flat Front Cap

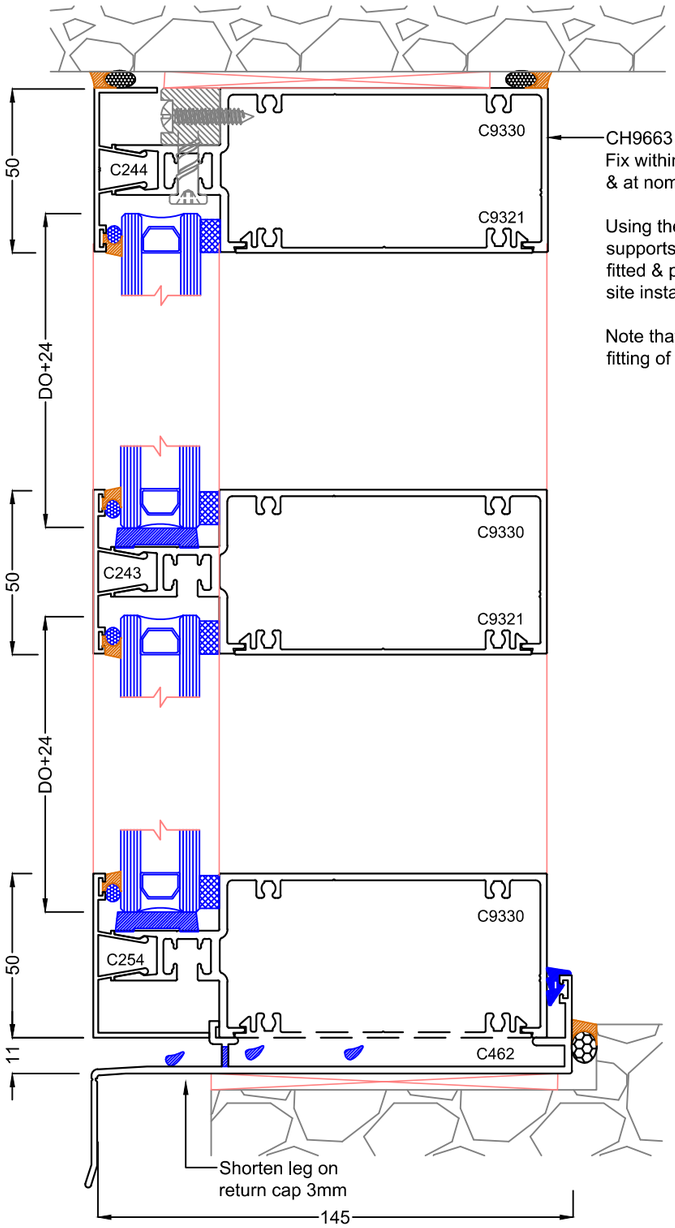

CH9663 fixing block.
Fix within 50mm of Jamb & Mullion
& at nom 450 ctrs elsewhere.

Using the fixing block, it properly
supports packing & can be factory
fitted & pre-drilled to simplify
site installation.

Note that C244 return cap allows
fitting of the block without obstruction

Note:
The flat front cap option is limited in application with double glazed.
The glazing leg is not supported & can sag which causes the
bottom cap to rotate outward at best.
Additionally this detail, if not adequately supported in the subsill can
rotate & lift up at the back.
The 100 extended subsill C462 aligns with the outer face of the cap.
This configuration must never be used with a subhead.

Jamb Detail

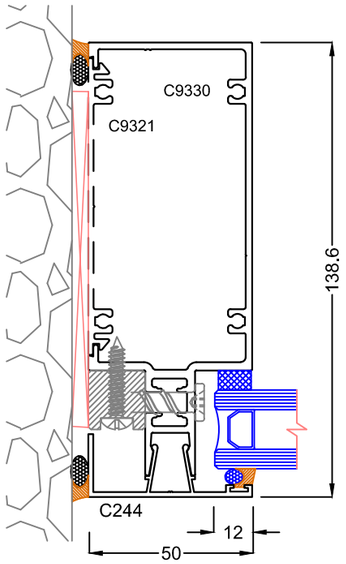

CH9663 fixing block.
Fix Jambs at nom 600 ctrs.

Using the fixing block, it properly
supports packing & can be factory
fitted & pre-drilled to simplify
site installation.

Note that C244 return cap allows
fitting of the block without obstruction

Awning - 46mm Awning Sash with 50mm Head & Sill

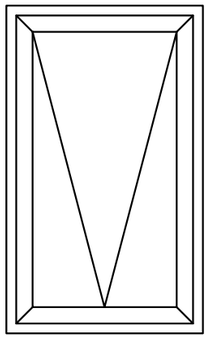

Note:
Maximum Sash weights generally are 30kg
for a single chain winder & 70kg for a
dual chain winder & 70kg with stays.

- Max Sash Height: 1600mm
- Min Sash Width: 450mm
- Max Sash Width: 1200mm
- Glass: 6mm - 35mm
- Accepts Q-Lon acoustic seals

Please refer the Sashes segment in
the catalogue for further information
on sash limits & hardware selection.

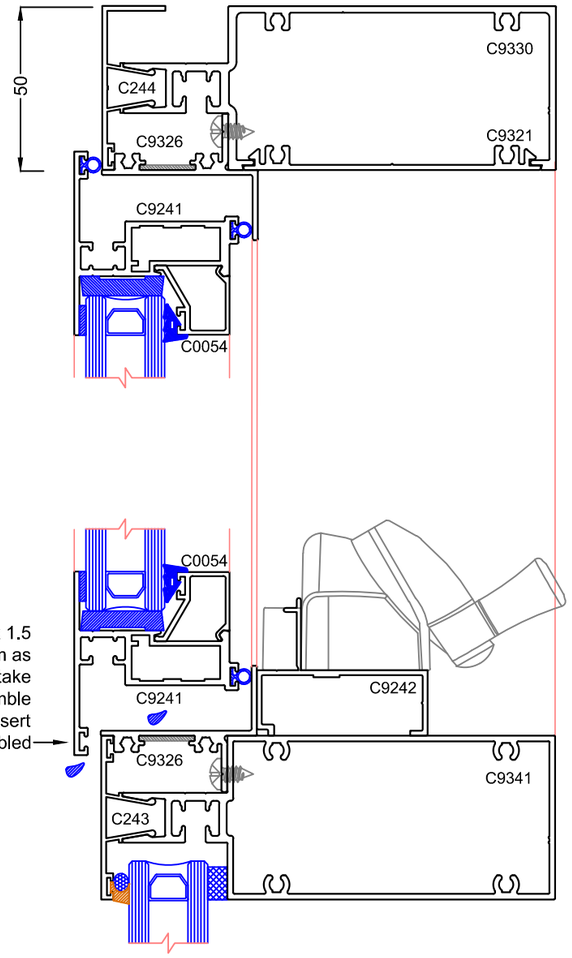

25 x 25 x 1.5
angle cut to 16mm as
cornerstake
SCrew assemble
adaptors & insert
assembled

Jamb Detail

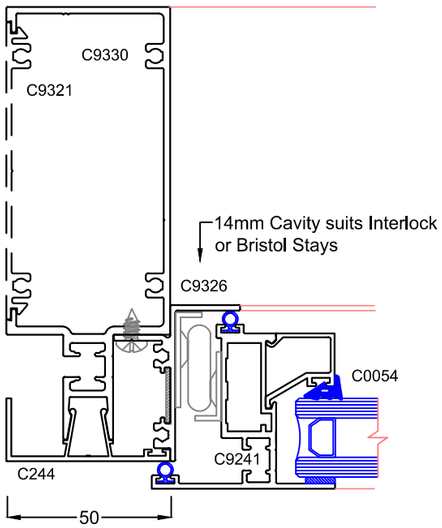

The contents of this manual is copyright and cannot be reproduced in any form

Max™ 150 x 50mm FRONT CAPPED DOUBLE GLAZED
Max Framing Systems: M150FCDG - 7
Structural Glazed Awning Sash

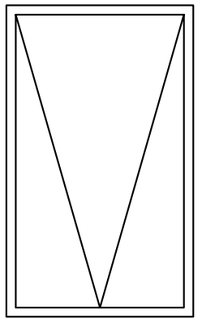

Note:
C9480 Sash requires 20mm IGUs with 3M VHB tape, so that the external face of glass aligns with the IGU in the fixed framing.
Overall glass, tape & frame the overall frame must be 150mm +- .5mm to work within the subhead.

- Accepts Bristol HD Stays, 90kg limit
- Max Sash Height: 1800mm
- Min Sash Width: 450mm
- Max Sash Width: 1200mm
- Glass 16mm - 29mm
- Accepts Q-lon acoustic seals

Please refer the Sashes segment in the catalogue for further information on sash limits & hardware selection.

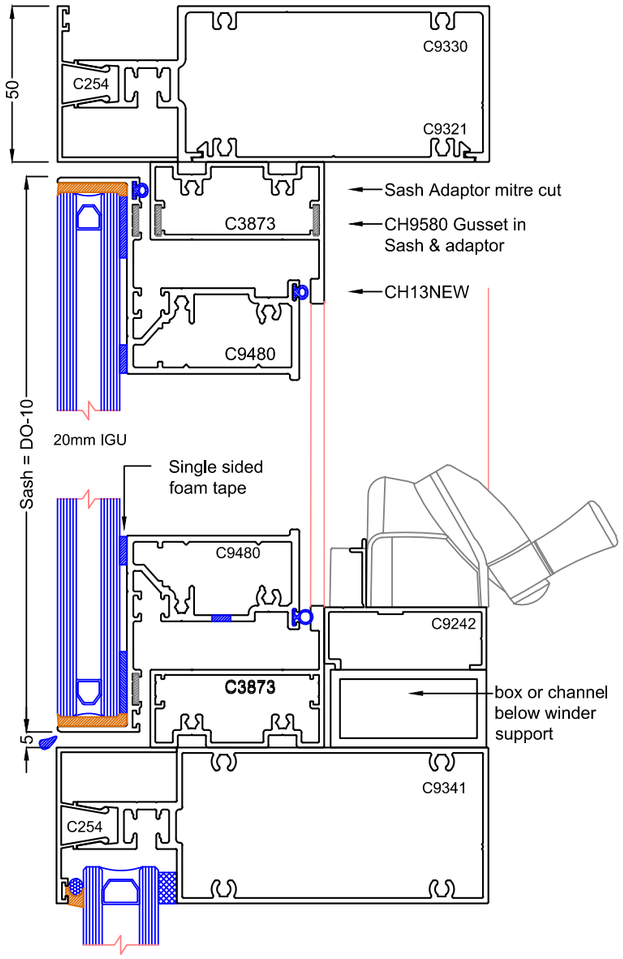

Jamb Detail

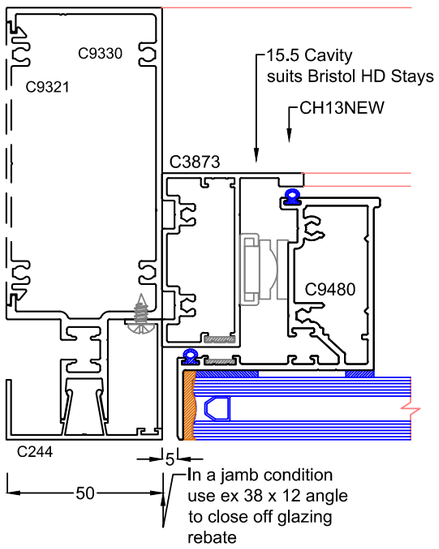

Pivot Door transom detail

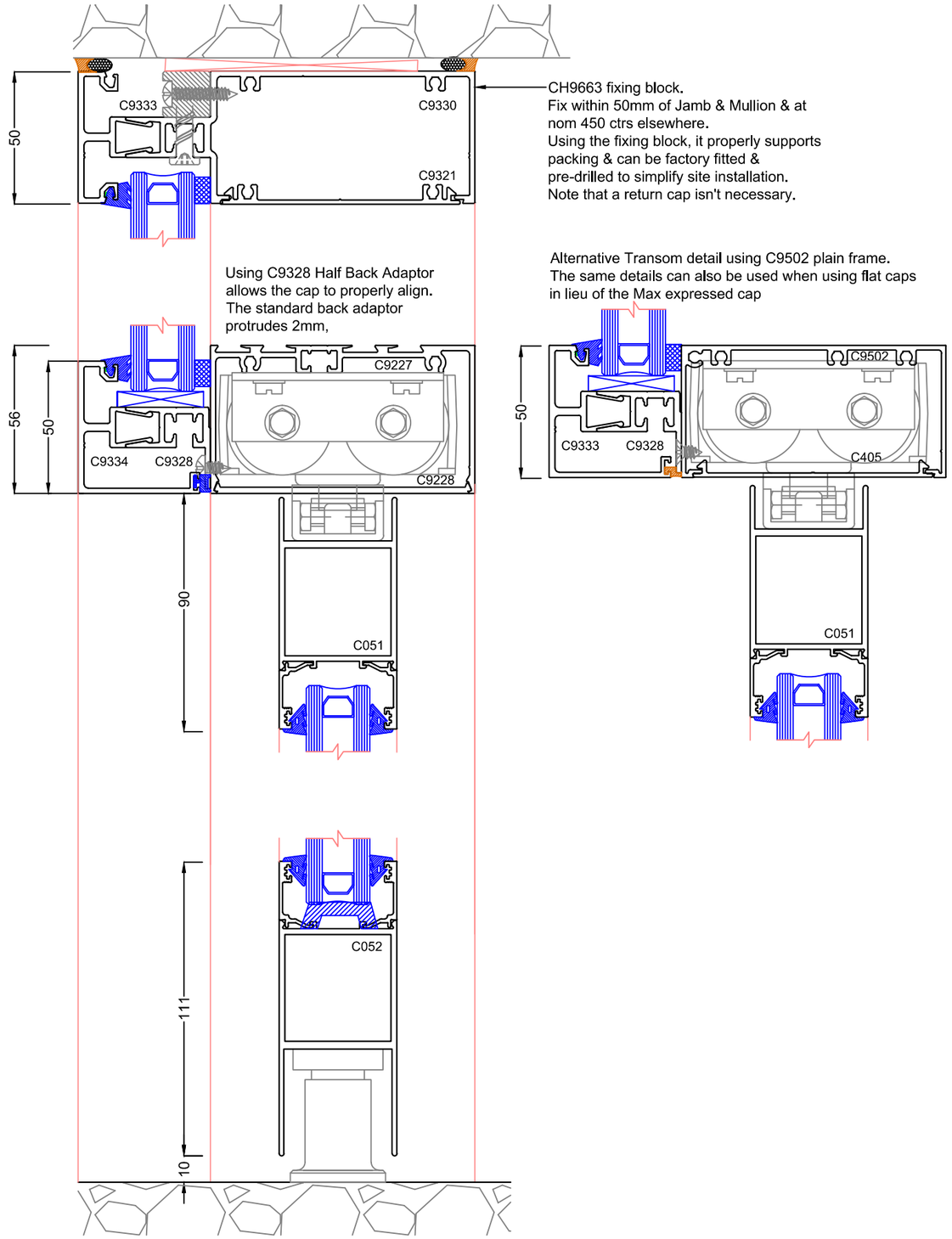

The contents of this manual is copyright and cannot be reproduced in any form

Max™ 150 x 50mm FRONT CAPPED DOUBLE GLAZED
Max Framing Systems: M150FCDG - 8

Hinged Door transom detail

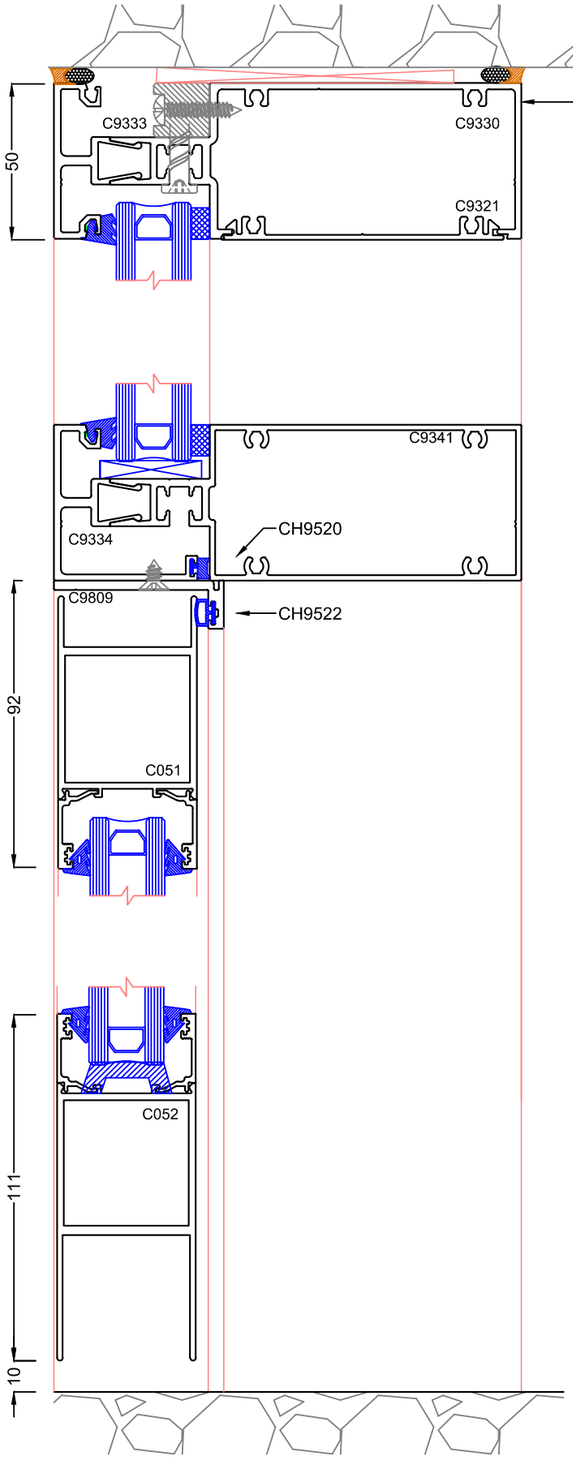

CH9663 fixing block.
Fix within 50mm of Jamb & Mullion
& at nom 450 ctrs elsewhere.
Using the fixing block, it properly
supports packing & can be factory
fitted & pre-drilled to simplify
site installation.
Note that a return cap isn't necessary

Mullion Structural Tables

Mullion Structural Table
Mullion Combination: Max 150 Light Capped

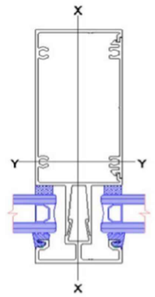

These tables use theoretical section properties. The resulting Serviceability and Ultimate should be read in conjunction with the requirements of AS1170.

Note the following:
- Maximum Stress = 110Mpa
- Serviceability based on Span/250
- Italics indicate where Serviceability is limited by Ulltimate.

This chart is to be used as a guide only. Where Serviceability exceeds 3kPa or for more information, contact Capral.

Frame Height (mm)		Design Wind Pressure (Pa)							
2200	S	*3171*	*2604*	*2243*	*2003*	*1840*	*1734*	*1674*	*1653*
	U	*3171*	*2604*	*2243*	*2003*	*1840*	*1734*	*1674*	*1653*
2400	S	*2635*	*2155*	*1845*	*1635*	*1489*	*1388*	*1321*	*1282*
	U	*2635*	*2155*	*1845*	*1635*	*1489*	*1388*	*1321*	*1282*
2600	S	2107	1723	1475	1306	1187	1103	1044	1005
	U	2224	1812	1546	1362	1232	1139	1073	1029
2800	S	1678	1368	1167	1028	929	858	805	768
	U	1902	1546	1314	1153	1038	954	892	847
3000	S	1359	1105	939	825	742	681	636	603
	U	1645	1334	1131	990	887	811	754	712
3200	S	1115	905	768	672	603			
	U	1437	1163	984	859	767			
3400	S	927	751	636					
	U	1266	1023	864					
3600	S	779	630						
	U	1123	907						
3800	S	661							
	U	1003							
Mullion Centres (mm)		800	1000	1200	1400	1600	1800	2000	2200

The contents of this manual is copyright and cannot be reproduced in any form

Max™ 150 x 50mm FRONT CAPPED DOUBLE GLAZED
Max Framing Systems: M150FCDG - 9
Mullion Structural Tables

Mullion Combination: Max 150x50 STD Capped C9321, C9330, C9333

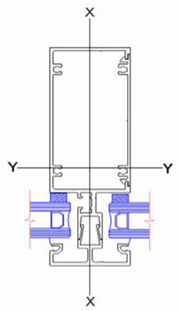

These tables use theoretical section properties. The resulting Serviceability and Ultimate should be read in conjunction with the requirements of AS1170.

Note the following:
- Maximum Stress = 110Mpa
- Serviceability based on Span/250
- Italics indicate where Serviceability is limited by Ulltimate.

This chart is to be used as a guide only. Where Serviceability exceeds 3kPa or for more information, contact Capral.

Frame Height (mm)		Design Wind Pressure (Pa)							
2200	S	*3434*	*2820*	*2429*	*2168*	*1992*	*1878*	*1812*	*1790*
	U	*3434*	*2820*	*2429*	*2168*	*1992*	*1878*	*1812*	*1790*
2400	S	*2851*	*2331*	*1996*	*1769*	*1611*	*1502*	*1429*	*1387*
	U	*2851*	*2331*	*1996*	*1769*	*1611*	*1502*	*1429*	*1387*
2600	S	2282	1866	1597	1414	1285	1194	1130	1088
	U	2404	1959	1671	1473	1332	1232	1160	1112
2800	S	1817	1481	1263	1113	1006	929	872	832
	U	2055	1670	1419	1246	1121	1030	963	915
3000	S	1471	1196	1017	893	804	738	689	653
	U	1776	1440	1221	1068	958	876	814	768
3200	S	1208	980	831	728	653			
	U	1550	1255	1061	926	828			
3400	S	1004	814	689	601				
	U	1364	1103	931	811				
3600	S	844	683						
	U	1209	977						
3800	S	716							
	U	1079							
4000	S	613							
	U	969							
Mullion Centres (mm)		800	1000	1200	1400	1600	1800	2000	2200

Mullion Structural Tables

Mullion Combination: Max 150x50 Split Capped C9331, C9332, C9333

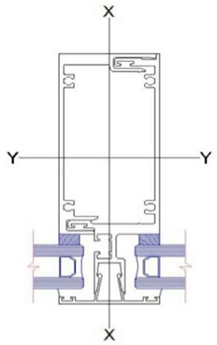

These tables use theoretical section properties. The resulting Serviceability and Ultimate should be read in conjunction with the requirements of AS1170.).

Note the following:
- Maximum Stress = 110Mpa
- Serviceability based on Span/250
- Italics indicate where Serviceability is limited by Ulltimate.

This chart is to be used as a guide only. Where Serviceability exceeds 3kPa or for more information, contact Capral.

Frame Height (mm)		Design Wind Pressure (Pa)							
2200	S	*4918*	*4039*	*3479*	*3106*	*2854*	*2690*	*2596*	*2564*
	U	*4918*	*4039*	*3479*	*3106*	*2854*	*2690*	*2596*	*2564*
2400	S	3783	3106	2672	2380	2179	2041	1951	1900
	U	4081	3337	2858	2533	2307	2150	2046	1985
2600	S	2956	2417	2069	1832	1665	1547	1464	1409
	U	3441	2804	2391	2108	1907	1763	1660	1592
2800	S	2354	1919	1637	1442	1304	1203	1130	1078
	U	2939	2389	2031	1782	1604	1474	1378	1309
3000	S	1906	1550	1318	1157	1041	956	892	846
	U	2539	2060	1746	1528	1369	1252	1164	1098
3200	S	1565	1270	1077	943	845	773	718	677
	U	2215	1794	1517	1324	1183	1078	998	936
3400	S	1301	1054	892	779	696	635		
	U	1949	1576	1331	1159	1033	938		
3600	S	1093	884	747	651				
	U	1727	1395	1176	1022				
3800	S	928	750	632					
	U	1541	1244	1047					
4000	S	794	641						
	U	1383	1115						
4200	S	685							
	U	1248							
Mullion Centres (mm)		800	1000	1200	1400	1600	1800	2000	2200

The contents of this manual is copyright and cannot be reproduced in any form

Max™ 150 x 50mm FRONT CAPPED DOUBLE GLAZED
Max Framing Systems: M150FCDG - 10

Mullion Structural Tables

Mullion Combination: Max 150 FDG Struct C9336, C9337

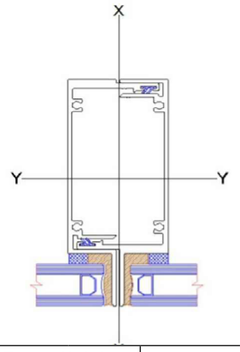

These tables use theoretical section properties. The resulting Serviceability and Ultimate should be read in conjunction with the requirements of AS1170.

Note the following:
- Maximum Stress = 110Mpa
- Serviceability based on Span/250
- Italics indicate where Serviceability is limited by Ulltimate.

This chart is to be used as a guide only. Where Serviceability exceeds 3kPa or for more information, contact Capral.

Frame Height (mm)		Design Wind Pressure (Pa)							
2200	S	*5032*	*4133*	*3560*	*3178*	*2920*	*2752*	*2656*	*2624*
	U	*5032*	*4133*	*3560*	*3178*	*2920*	*2752*	*2656*	*2624*
2400	S	3851	3161	2720	2423	2218	2078	1986	1935
	U	4174	3413	2923	2591	2359	2199	2092	2030
2600	S	3009	2460	2106	1865	1695	1575	1490	1435
	U	3517	2867	2445	2155	1949	1802	1697	1627
2800	S	2396	1953	1666	1468	1327	1225	1150	1097
	U	3004	2441	2075	1821	1639	1506	1408	1338
3000	S	1940	1578	1341	1178	1060	973	908	861
	U	2594	2104	1783	1560	1399	1279	1189	1122
3200	S	1593	1293	1096	960	861	787	731	689
	U	2262	1831	1549	1352	1208	1100	1019	956
3400	S	1324	1073	908	793	709	646		
	U	1989	1608	1358	1183	1054	957		
3600	S	1113	900	761	663				
	U	1762	1423	1200	1043				
3800	S	944	763	644					
	U	1572	1268	1068					
4000	S	808	652						
	U	1410	1137						
4200	S	697							
	U	1272							
4400	S	606							
	U	1153							
Mullion Centres (mm)		800	1000	1200	1400	1600	1800	2000	2200

Mullion Structural Tables

Mullion Structural Table

Mullion Combination: 150 Shade Mullion (C9492,C9493)

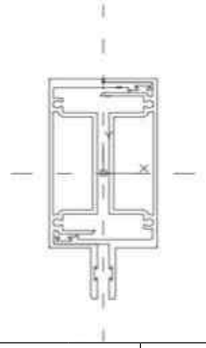

These tables use theoretical section properties. The resulting Serviceability and Ultimate should be read in conjunction with the requirements of AS1170.

Note the following:
- Maximum Stress = 110Mpa
- Serviceability based on Span/250
- Italics indicate where Serviceability is limited by Ulltimate.

This chart is to be used as a guide only. Where Serviceability exceeds 3kPa or for more information, contact Capral.

Frame Height (mm)		Design Wind Pressure (Pa)							
2200	S	*7398*	*6076*	*5233*	*4671*	*4293*	*4046*	*3904*	*3857*
	U	*7398*	*6076*	*5233*	*4671*	*4293*	*4046*	*3904*	*3857*
2400	S	5667	4652	4003	3565	3264	3057	2923	2847
	U	6140	5021	4300	3811	3471	3234	3078	2987
2600	S	4428	3620	3100	2744	2494	2317	2193	2111
	U	5178	4219	3598	3172	2869	2652	2499	2395
2800	S	3526	2875	2452	2160	1953	1802	1693	1615
	U	4424	3596	3056	2683	2415	2218	2074	1970
3000	S	2855	2321	1974	1733	1559	1432	1337	1267
	U	3823	3101	2628	2300	2062	1885	1753	1654
3200	S	2344	1902	1613	1412	1266	1158	1076	1014
	U	3336	2701	2285	1994	1782	1623	1502	1410
3400	S	1949	1579	1336	1167	1043	951	880	825
	U	2935	2373	2004	1745	1555	1412	1303	1218
3600	S	1638	1325	1120	976	870	791	729	682
	U	2602	2101	1772	1540	1370	1241	1141	1063
3800	S	1390	1123	947	824	734	665	612	
	U	2322	1873	1578	1369	1216	1099	1008	
4000	S	1189	960	809	703	625			
	U	2084	1680	1414	1225	1086			
4200	S	1026	827	697	604				
	U	1881	1515	1274	1103				
4400	S	891	718	604					
	U	1706	1373	1153					
4600	S	779	627						
	U	1553	1250						
4800	S	685							
	U	1420							
5000	S	605							
	U	1303							
Mullion Centres (mm)		800	1000	1200	1400	1600	1800	2000	2200

The contents of this manual is copyright and cannot be reproduced in any form

Max™ 150 x 50mm FRONT CAPPED DOUBLE GLAZED
Max Framing Systems: M150FCDG - 11

Mullion Structural Tables

Mullion Combination: Max 100 SM Blind C9331, C9331

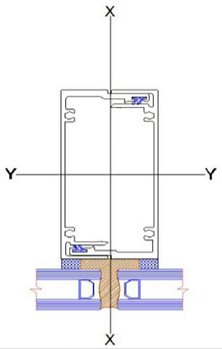

These tables use theoretical section properties. The resulting Serviceability and Ultimate should be read in conjunction with the requirements of AS1170.

Note the following:
- Maximum Stress = 110Mpa
- Serviceability based on Span/250
- Italics indicate where Serviceability is limited by Ulltimate.

This chart is to be used as a guide only. Where Serviceability exceeds 3kPa or for more information, contact Capral.

Frame Height (mm)		Design Wind Pressure (Pa)							
2200	S	*4106*	*3388*	*2933*	*2633*	*2434*	*2306*	*2234*	*2211*
	U	*5907*	*4852*	*4179*	*3730*	*3428*	*3231*	*3118*	*3080*
2400	S	*3136*	*2574*	*2215*	*1972*	*1806*	*1692*	*1617*	*1575*
	U	*4896*	*4003*	*3429*	*3039*	*2767*	*2579*	*2454*	*2381*
2600	S	*2450*	*2003*	*1715*	*1518*	*1380*	*1282*	*1213*	*1168*
	U	*4122*	*3360*	*2865*	*2525*	*2285*	*2112*	*1989*	*1907*
2800	S	*1951*	*1590*	*1356*	*1195*	*1080*	*997*	*937*	*894*
	U	*3518*	*2859*	*2430*	*2133*	*1920*	*1764*	*1649*	*1567*
3000	S	*1580*	*1284*	*1092*	*959*	*863*	*792*	*740*	*701*
	U	*3035*	*2462*	*2087*	*1826*	*1637*	*1497*	*1392*	*1313*
3200	S	*1297*	*1053*	*893*	*781*	*701*	*641*		
	U	*2645*	*2142*	*1812*	*1581*	*1413*	*1287*		
3400	S	*1078*	*874*	*739*	*646*				
	U	*2325*	*1879*	*1587*	*1382*				
3600	S	*906*	*733*	*619*					
	U	*2058*	*1662*	*1401*					
3800	S	*769*	*621*						
	U	*1834*	*1480*						
4000	S	*658*							
	U	*1645*							
Mullion Centres (mm)		800	1000	1200	1400	1600	1800	2000	2200

Mullion Structural Tables

Mullion Combination: Max 100 SM Blind with Splice (C9331,C9573)

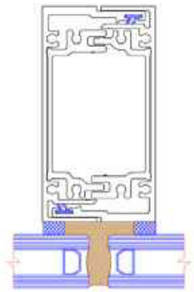

These tables use theoretical section properties. The resulting Serviceability and Ultimate should be read in conjunction with the requirements of AS1170.

Note the following:
- Maximum Stress = 110Mpa
- Serviceability based on Span/250
- Italics indicate where Serviceability is limited by Ulltimate.

This chart is to be used as a guide only. Where Serviceability exceeds 3kPa or for more information, contact Capral.

Frame Height (mm)		Design Wind Pressure (Pa)							
2200	S	5764	4755	4117	3696	3416	3237	3136	3104
	U	8071	6629	5710	5097	4683	4414	4260	4208
2400	S	4401	3613	3108	2768	2534	2374	2270	2211
	U	6680	5462	4678	4146	3776	3519	3348	3249
2600	S	3439	2812	2407	2131	1937	1799	1703	1639
	U	5617	4577	3904	3441	3113	2877	2711	2598
2800	S	2738	2232	1904	1678	1517	1399	1314	1254
	U	4786	3890	3307	2903	2612	2400	2244	2132
3000	S	2217	1803	1533	1346	1211	1112	1038	984
	U	4125	3346	2836	2481	2225	2034	1891	1784
3200	S	1820	1477	1253	1097	983	899	836	787
	U	3590	2907	2459	2146	1917	1747	1617	1517
3400	S	1513	1226	1038	906	810	738	683	641
	U	3151	2548	2151	1873	1670	1516	1398	1307
3600	S	1272	1029	869	758	676	614		
	U	2786	2250	1897	1649	1467	1329		
3800	S	1079	872	736	640				
	U	2480	2001	1685	1463				
4000	S	924	746	628					
	U	2221	1791	1506					
4200	S	797	643						
	U	2000	1611						
4400	S	692							
	U	1809							
4600	S	605							
	U	1644							
Mullion Centres (mm)		800	1000	1200	1400	1600	1800	2000	2200

The contents of this manual is copyright and cannot be reproduced in any form

Max™ 150 x 50mm FRONT CAPPED DOUBLE GLAZED
Max Framing Systems: M150FCDG - 12

Glazing charts for Max Front Capped Framing

The following chart has been prepared to depict suggested tape & wedge combinations for Max Front Capped glazing.
There are a number of different glazing methods for this system, however the use of a double sided tape like Norseal 980 or 990 is ideally suited to for this system

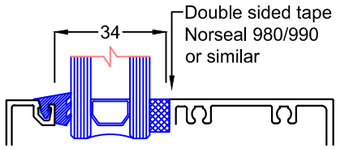

CH9528

CH9505
1mm wedge SANT
Black backing

CH9506
3mm wedge SANT
Yellow backing

CH9507
5mm wedge SANT
Green backing

CH9508
6mn wedge SANT
Red backing

CH9509
7mm wedge SANT
Blue backing

CH9510
9mm wedge SANT
Purple backing

	Glass thickness	Example	Rebate Tape	Gap	External wedge	Gap
Max Front Capped Framing	22mm	5/12/5	9 x 6.4	6mm	CH9508	6mm
	23mm	6/12/5	9 x 6.4	6mm	CH9509	5mm
	24mm	6/12/6	9 x 6.4	6mm	CH9507	4mm
	25mm	6.38/12/6	9 x 6.4	6mm	CH9506	4mm
	26mm	8/12/6	9 x 4.8	6mm	CH9506	3mm
	27mm	8.38/12/6	9 x 6.4	6mm	CH9506	3mm

MAX™ 150mm Front Capped Double Glazed frames &
MAX™ 100mm Front Glazed

The contents of this manual is copyright and cannot be reproduced in any form