Max™ 200 x 50mm FRONT CAPPED DOUBLE GLAZED
Max Framing Systems: M200FCDG - 1

Max 200 Front Capped Double Glazed

FEATURES:

- 200mm Overall Frame Depth (150 Base)
- Glass Plane-Front, compatible with 150mm Front Glazed
- 50mm Sight Line generally
- Optional Low profile 44mm Outer Frame
- Optional cap profiles
- Improved head & sill detail over conventional front capped systems.
- Suitable in some configurations for use with sub heads
- Structural infil cap vertically or horizontally
- Adapts to 50mm face dimension box sections
- Accepts 24mm to 28mm IGU's
- External glazed only
- Hinged & Pivot doors
- Dry Glazed with High performance Santoprene Gaskets
  - o Anti Stretch Gaskets
  - o Anti-Dropout Gasket Design
- Suited to wet glazed if preferred

FABRICATION:

- Easy Screw Flute Joinery Fabrication
- Simple Panelized Assembly

PRODUCT APPLICATIONS:

- Shopfront, Ribbon Windows, Large fixed panels
- Generally Single Span, limited to 6.5 metre high applications

NOTE:

Whilst principally used as a fixed glazing system it is ideally suited to glazing large panels as the front cap allows full access to the glazing rebate.

This system is completely compatible with U-Max thermally broken framing systems

LIMITATIONS:

- External Glazed only
- May be used as 2 sided structural glazed. Not recommended for 4 sided structural glazed.



Senior Living Facility, Melbourne
MAX™ 200mm Front Capped Double Glazed frames

The contents of this manual is copyright and cannot be reproduced in any form

Max™ 200 x 50mm FRONT CAPPED DOUBLE GLAZED
Max Framing Systems: M200FCDG - 2
Extrusion ID

C9342
150 Base x 50 Front Cap Frame

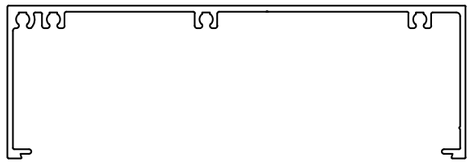
C9579
150 x 50 Plain Frame

C9581
150mm S/M Blind Mullion

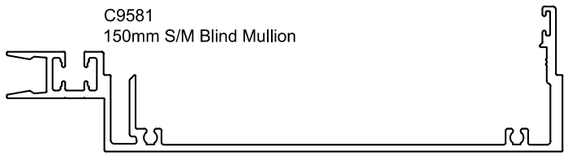
C9343
150 Base x 50 FC Male Mullion

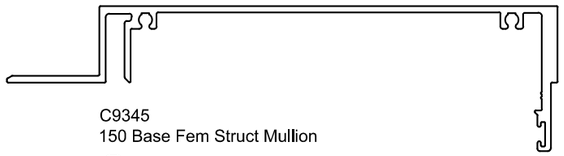
C9345
150 Base Fem Struct Mullion

C9346
150 Base Male Struct Mullion

C9347
150 Base Struct Transom

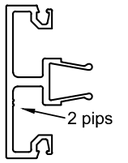

C9333
FC 50 x15 Cap

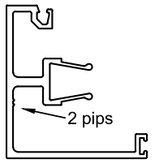

C9334
FC 50 x15 Return Cap

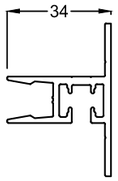

C9335
Back Adaptor

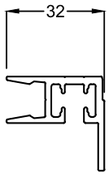

C9328
Half Back Adaptor

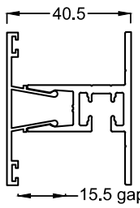

C243
Flat Cap
6-10 & 25mm Glass

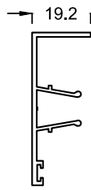

C244
Flat Return Cap
6-10 Glass

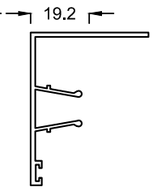

C245
Flat Return Cap
25mm Glass

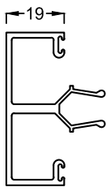

C1598
19mm Deep Cap
6-10 & 25mm Glass

C9325
Flat Infil Cap

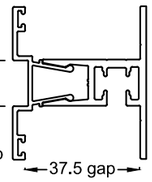

C4816
Shadowline Cap

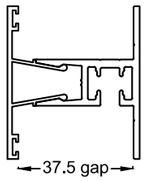

C1586
Flat Cap

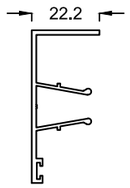

C1587
Flat Return Cap

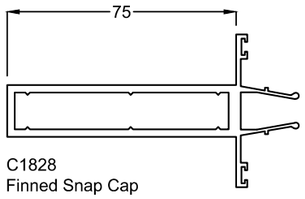

C1828
Finned Snap Cap

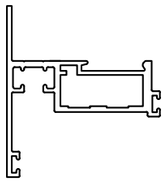
C9241
50mm Overlap Sash

C0054
29mm Gap

C016-2
41mm Gap

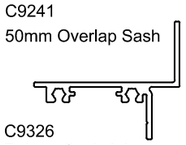
C9326
Rebate Sash Adaptor

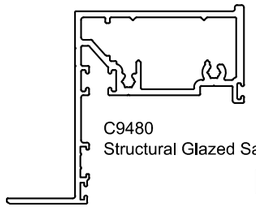
C9480
Structural Glazed Sash

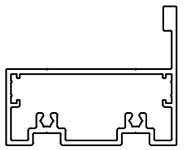
C3873
Plant On Struct Sash Adaptor

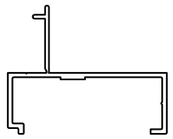
C9242
Winder Support

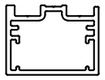
C9477
Rebate Adaptor

C9775
150 Flat Filler - screw flutes

C1756
150 Flat Filler


C9304
150 Nailing Fin

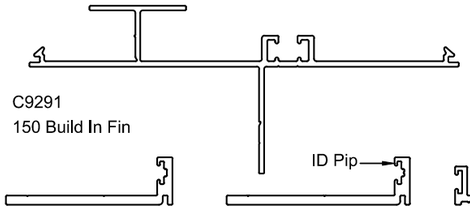

C9291
150 Build In Fin

C9809
Plant On Door Stop
(45 door)

C9565
Max Plant On Door Stop
(50 door)

C4989
Plant On Door Stop

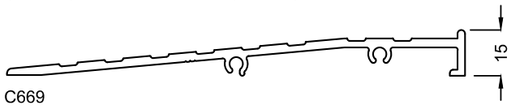

C669
150 x 13 Wheelchair Threshold

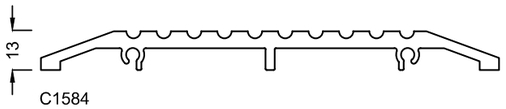

C1584
150mm Ramp Threshold

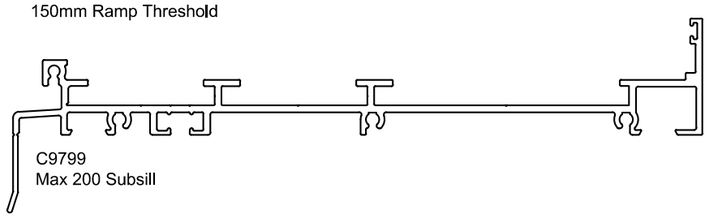
C9799
Max 200 Subsill

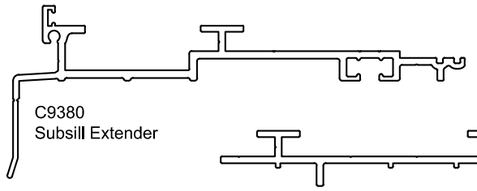
C9380
Subsill Extender

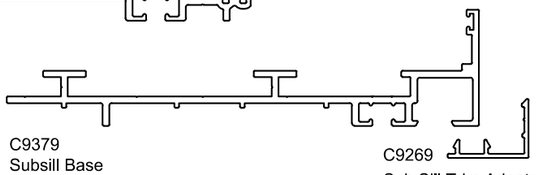
C9379
Subsill Base

C9269
Sub Sill Trim Adaptor

The contents of this manual is copyright and cannot be reproduced in any form

Max™ 200 x 50mm FRONT CAPPED DOUBLE GLAZED
Max Framing Systems: M200FCDG - 3
Flat Front Cap

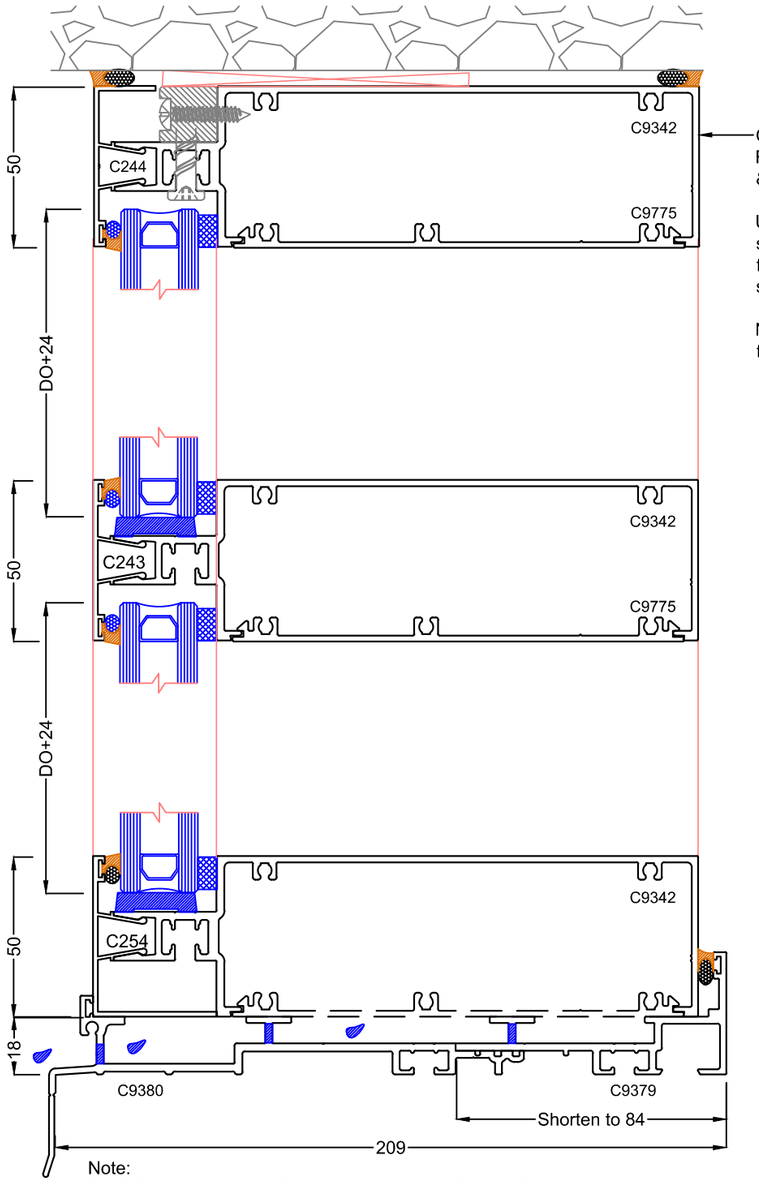

CH9663 fixing block.
Fix within 50mm of Jamb & Mullion & at nom 450 ctrs elsewhere.

Using the fixing block, it properly supports packing & can be factory fitted & pre-drilled to simplify site installation.

Note that C244 return cap allows fitting of the block without obstruction

Note:
Front Capped Head & Sill, contained within a 200mm 2 part subsill & the glazing leg is fully supported. The bead is captivated in the subsill & must use Front Capped jambs to allow correct glazing.
In this arrangement, a subhead must never be used.

50mm Front Capped Head & Sill with structural transoms

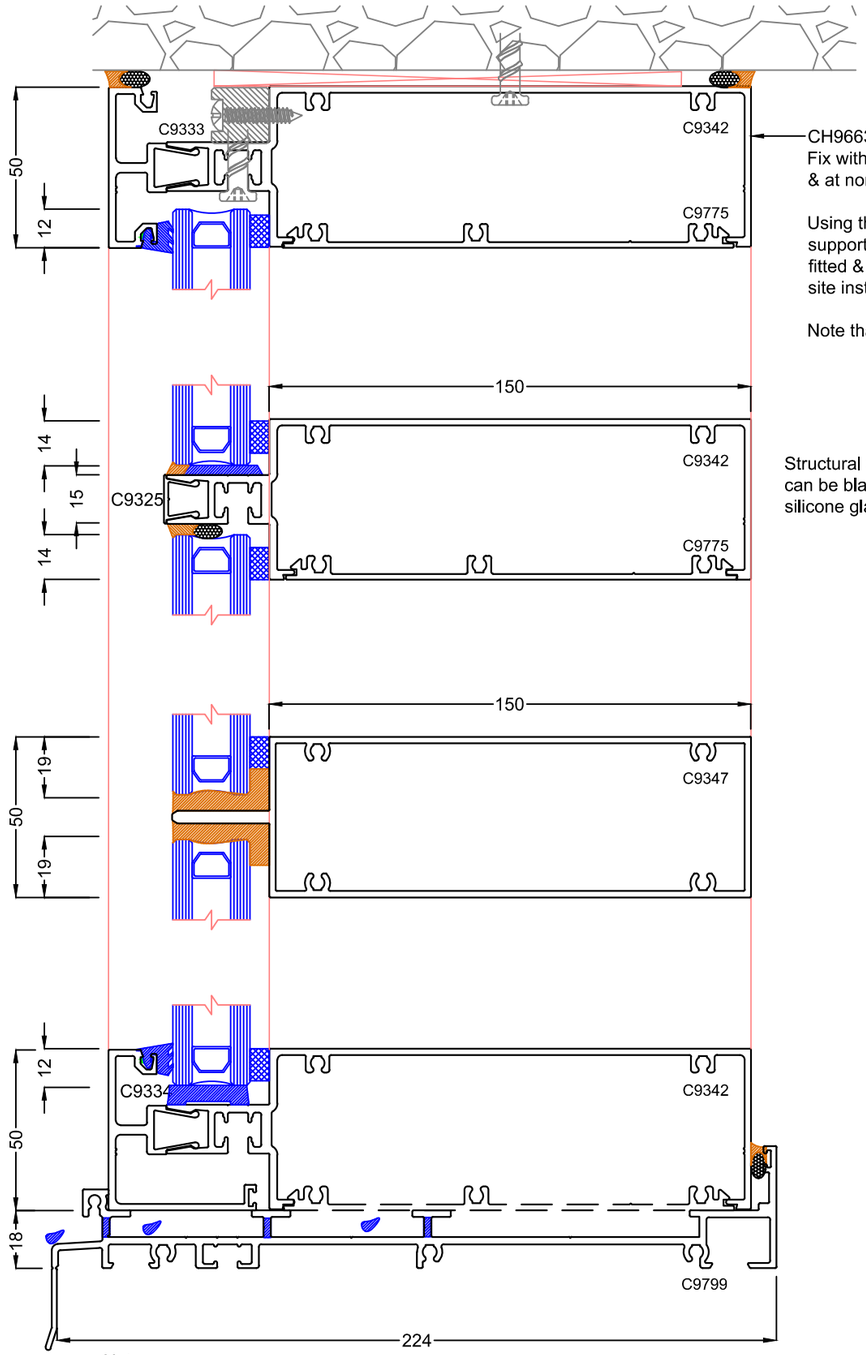

CH9663 fixing block.
Fix within 50mm of Jamb & Mullion & at nom 450 ctrs elsewhere.

Using the fixing block, it properly supports packing & can be factory fitted & pre-drilled to simplify site installation.

Note that a return cap isn't necessary

Structural Glazed Transom. C9325 infil can be black powdercoat to blend with silicone glazing

Note:
Front Capped Head & Sill, contained within a 200mm subsill has the glazing leg fully supported. The bead is captivated in the subsill & must use Front Capped jambs to allow correct glazing.
In this arrangement, a subhead must never be used.

The contents of this manual is copyright and cannot be reproduced in any form

Max™ 200 x 50mm FRONT CAPPED DOUBLE GLAZED
Max Framing Systems: M200FCDG - 4

Jamb with flat cap

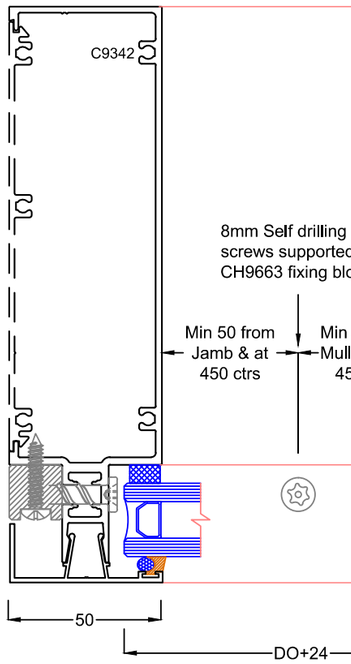

Standard Mullion with flat cap

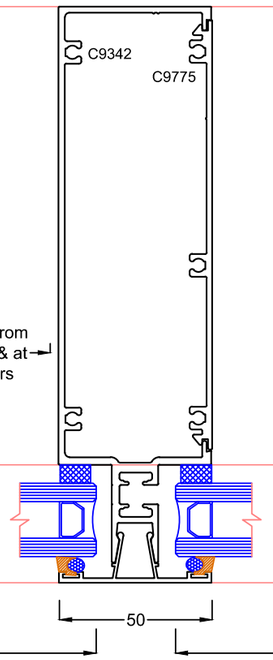

Split Mullion

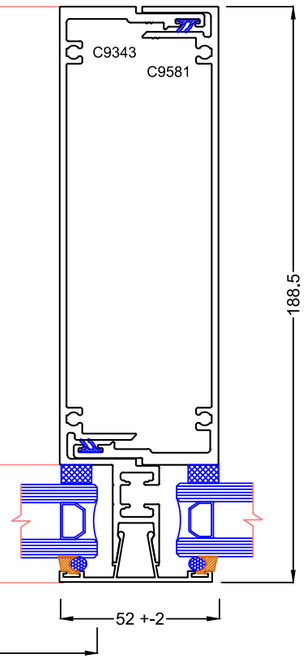

Structural Mullion

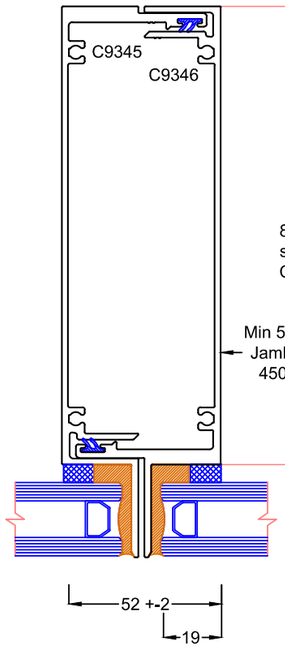

Self Mating Blind Mullion

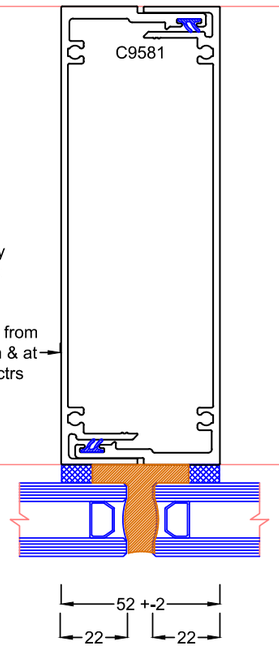

Structural Mullion with infil

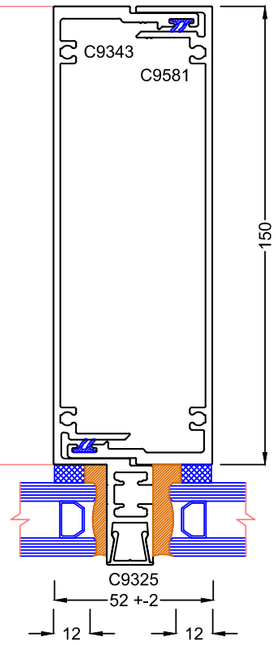

Jamb with Max cap

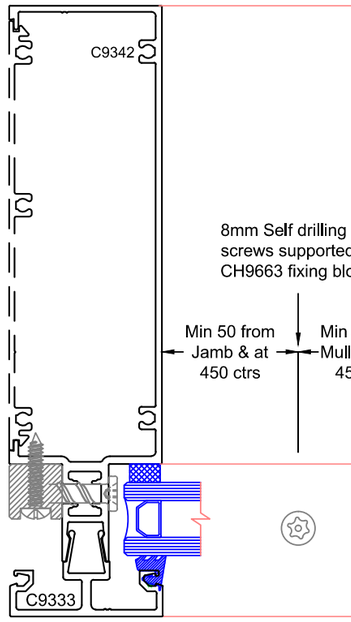

Standard Mullion with Max cap

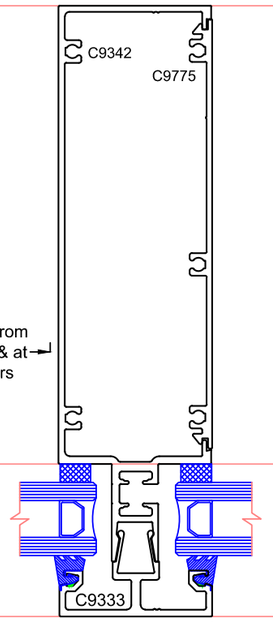

Split Mullion with Max cap

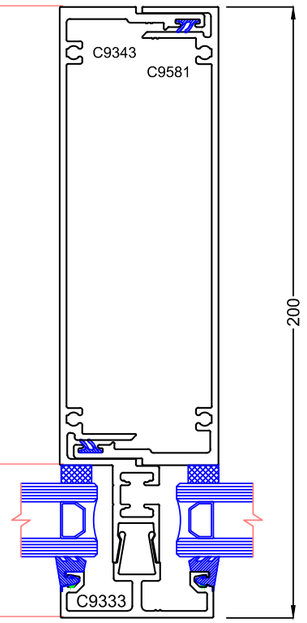

The contents of this manual is copyright and cannot be reproduced in any form

Max™ 200 x 50mm FRONT CAPPED DOUBLE GLAZED
Max Framing Systems: M200FCDG - 5

Spandrel Details

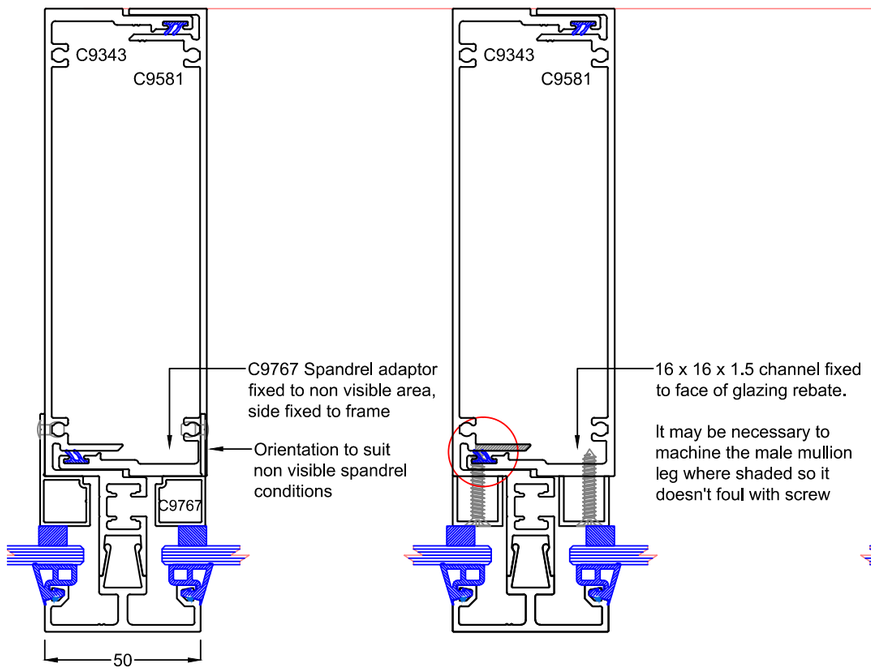

Blind Mullion Spandrel

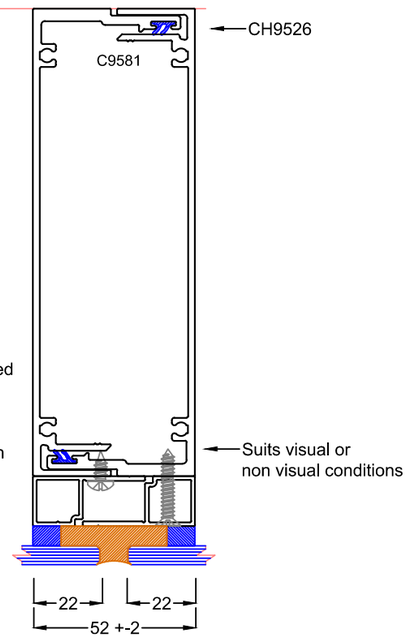

46mm Overlap Sash with plant on Sash adaptor

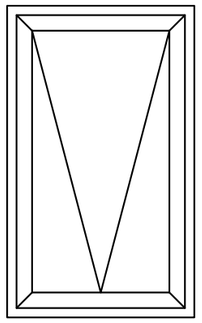

Note:
Maximum Sash weights generally are 30kg for a single chain winder & 70kg for a dual chain winder & 70kg with stays.

- Max Sash Height: 1600mm
- Min Sash Width: 450mm
- Max Sash Width: 1200mm
- Glass: 6mm - 35mm
- Accepts Q-Lon acoustic seals

Please refer the Sashes segment in the catalogue for further information on sash limits & hardware selection.

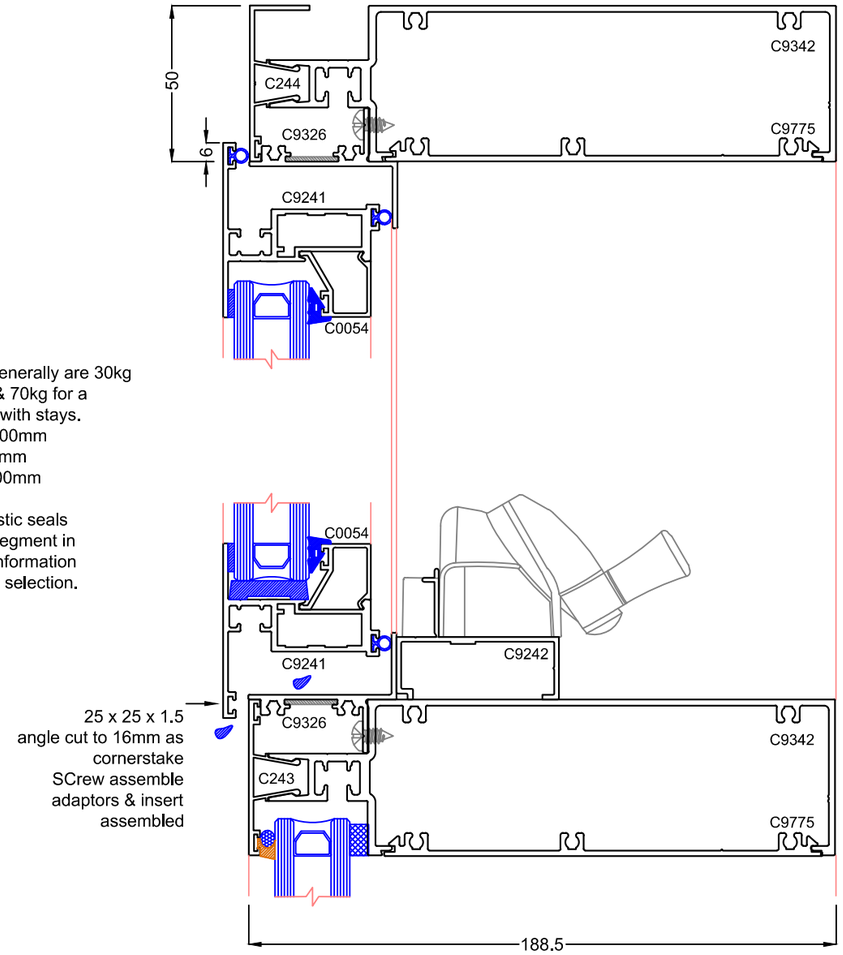

Transom Spandrel Details

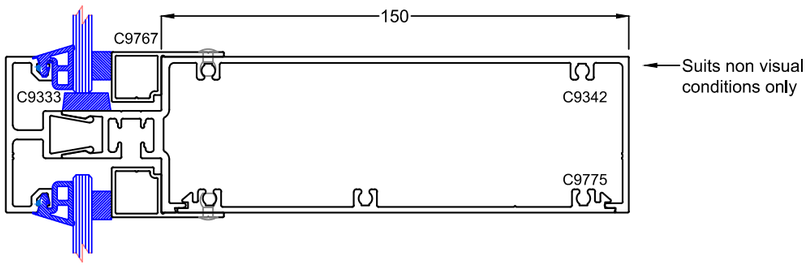

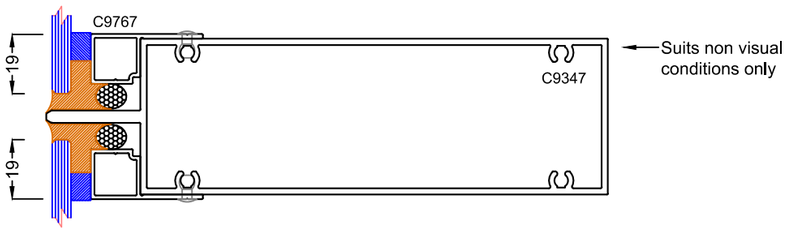

Jamb Detail

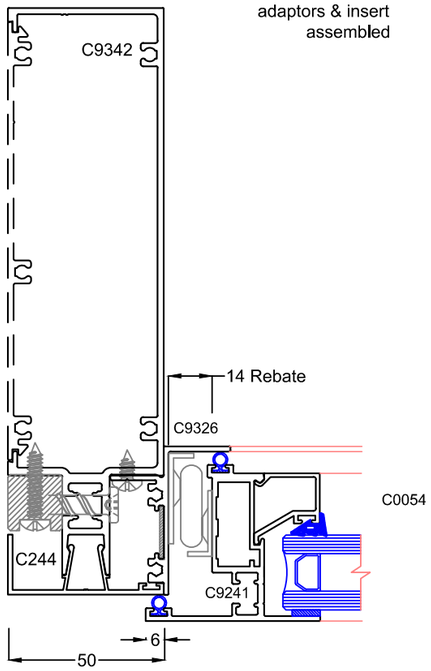

The contents of this manual is copyright and cannot be reproduced in any form

Max™ 200 x 50mm FRONT CAPPED DOUBLE GLAZED
Max Framing Systems: M200FCDG - 6
Structural Glazed Awning Sash

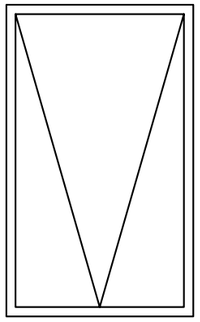

Note:
C9480 Sash requires 20mm IGUs with 3M VHB tape, so that the external face of glass aligns with the IGU in the fixed framing.
Overall glass, tape & frame the overall frame must be 150mm +- .5mm to work within the subhead.

- Accepts Bristol HD Stays, 90kg limit
- Max Sash Height: 1800mm
- Min Sash Width: 450mm
- Max Sash Width: 1200mm
- Glass 16mm - 29mm
- Accepts Q-lon acoustic seals

Please refer the Sashes segment in the catalogue for further information on sash limits & hardware selection.

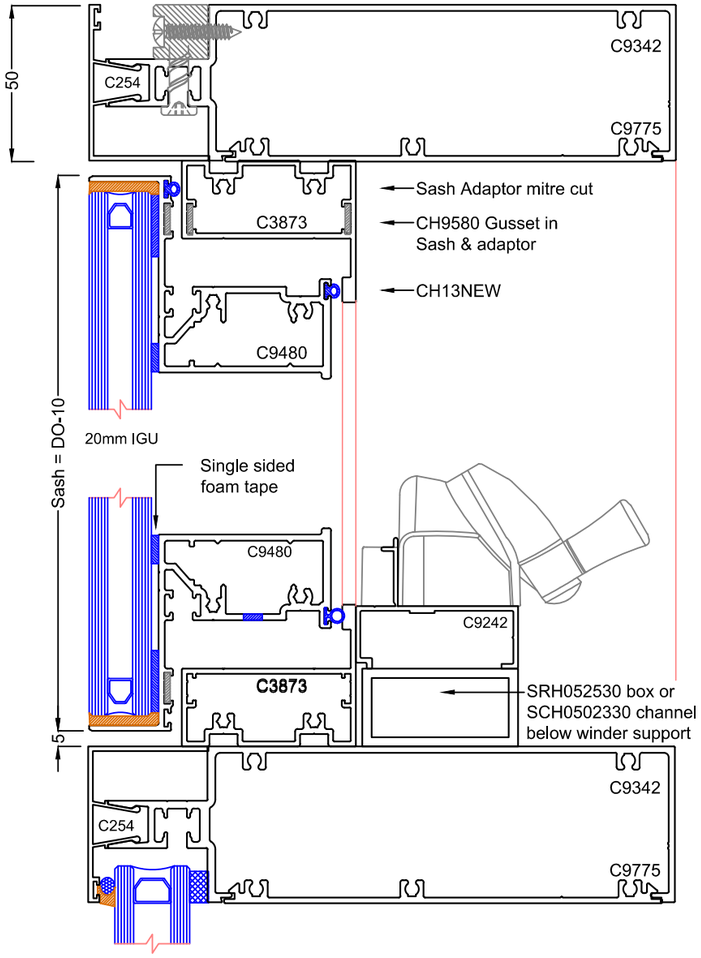

Jamb Detail

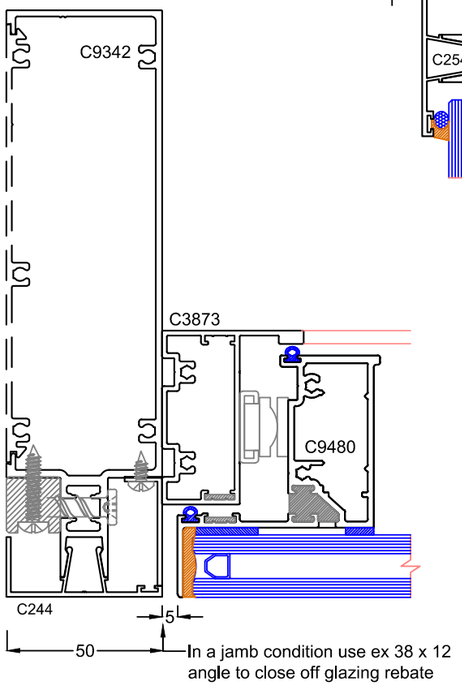

Pivot Door transom detail

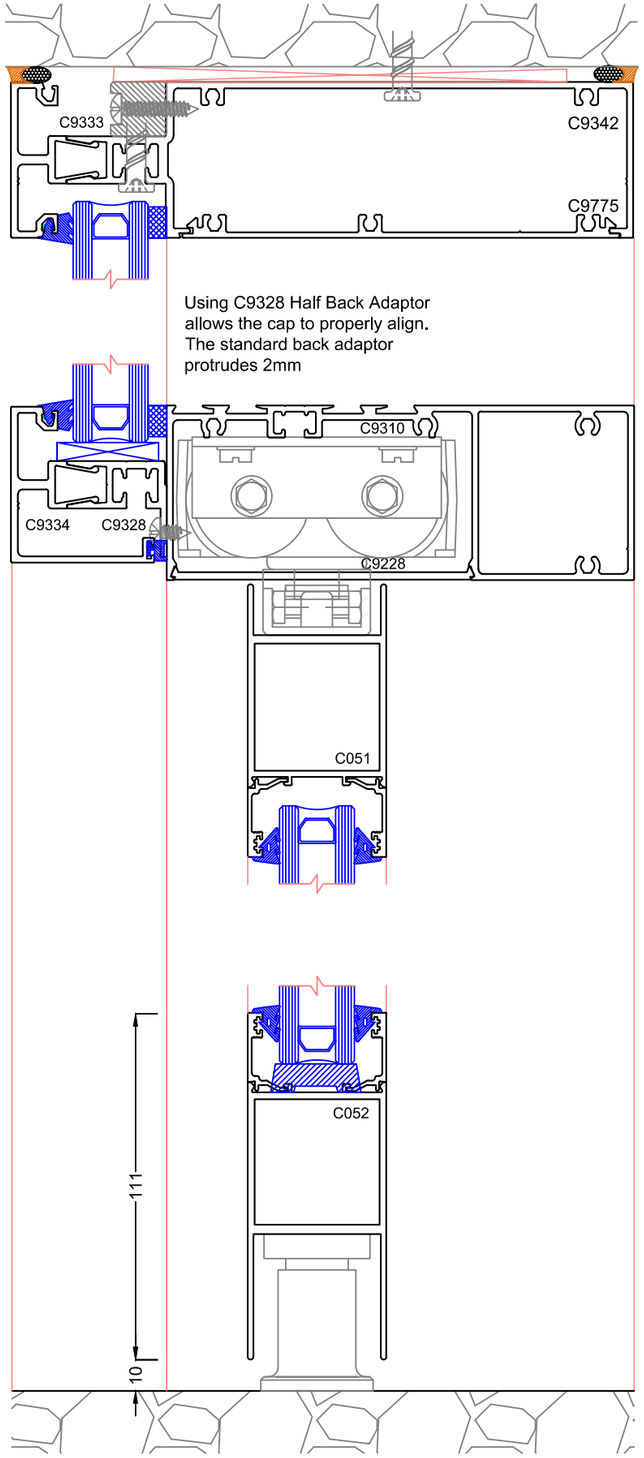

Alternative Transom detail using C9579 plain frame

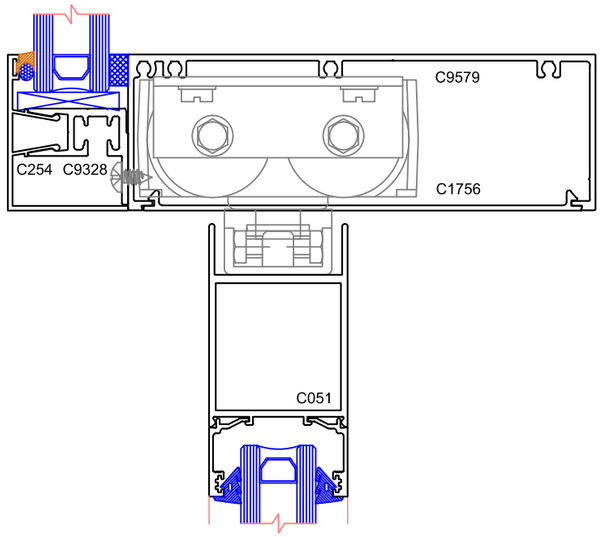

The contents of this manual is copyright and cannot be reproduced in any form

Max™ 200 x 50mm FRONT CAPPED DOUBLE GLAZED
Max Framing Systems: M200FCDG - 7

Hinged Door transom detail

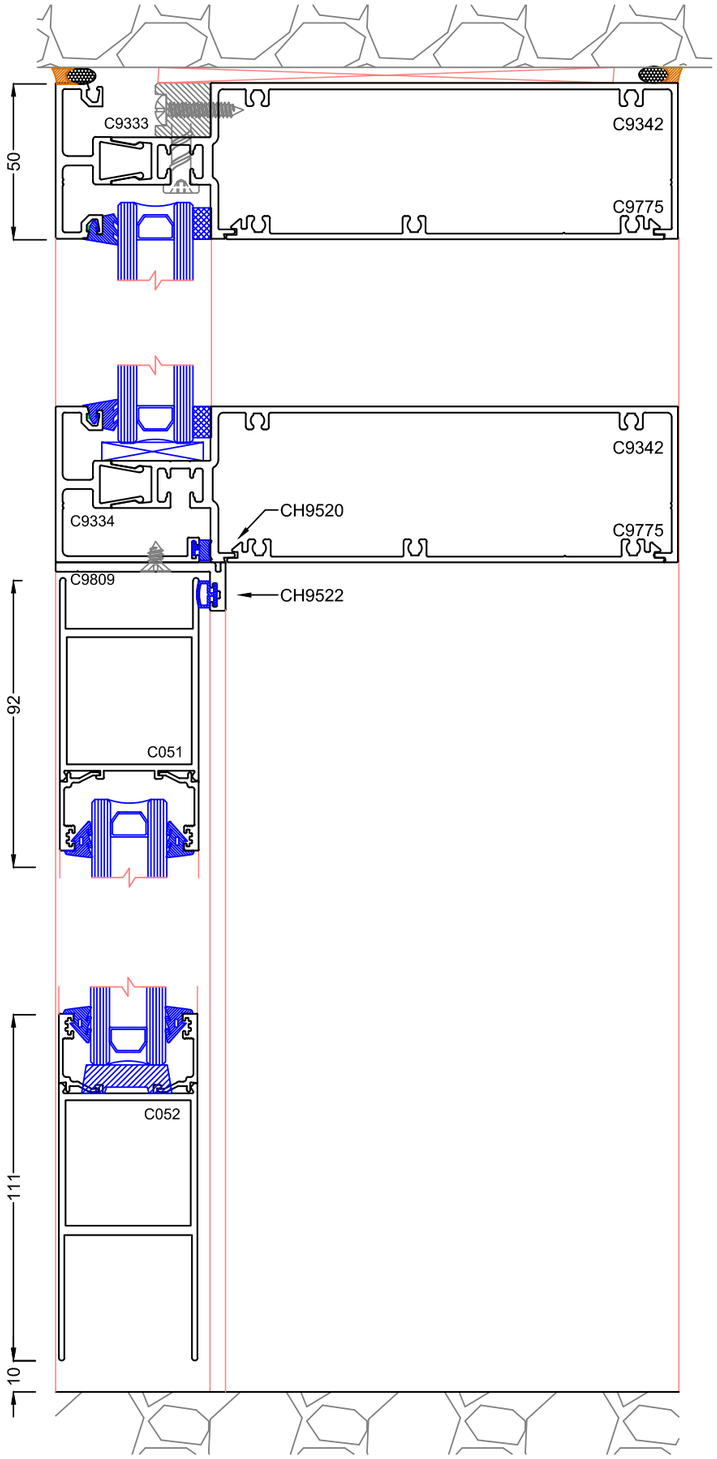

Mullion Structural Tables

Mullion Structural Table

Mullion Combination: **200FCDG Standard C9342, C9775, C9333**

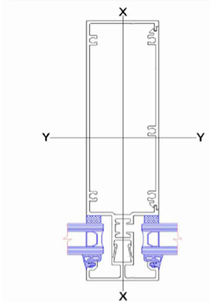

These tables use theoretical section properties. The resulting Serviceability and Ultimate should be read in conjunction with the requirements of AS1170.

Note the following:
- Maximum Stress = 110Mpa
- Serviceability based on Span/250
- Italics indicate where Serviceability is limited by Ulltimate.

This chart is to be used as a guide only. Where Serviceability exceeds 3kPa or for more information, contact Capral.

Frame Height (mm)		Design Wind Pressure (Pa)							
2200	S	*7588*	*6232*	*5368*	*4792*	*4403*	*4150*	*4005*	*3957*
	U	*7588*	*6232*	*5368*	*4792*	*4403*	*4150*	*4005*	*3957*
2400	S	*6285*	*5139*	*4402*	*3901*	*3553*	*3311*	*3150*	*3057*
	U	*6285*	*5139*	*4402*	*3901*	*3553*	*3311*	*3150*	*3057*
2600	S	*5289*	*4310*	*3676*	*3240*	*2931*	*2710*	*2552*	*2447*
	U	*5289*	*4310*	*3676*	*3240*	*2931*	*2710*	*2552*	*2447*
2800	S	*4511*	*3666*	*3116*	*2735*	*2462*	*2262*	*2115*	*2009*
	U	*4511*	*3666*	*3116*	*2735*	*2462*	*2262*	*2115*	*2009*
3000	S	3773	3068	2608	2290	2061	1892	1767	1674
	U	3890	3155	2675	2340	2098	1918	1783	1683
3200	S	3098	2514	2132	1866	1674	1530	1422	1340
	U	3388	2743	2320	2025	1810	1648	1526	1432
3400	S	2575	2086	1766	1542	1379	1256	1163	1091
	U	2976	2406	2032	1769	1577	1432	1321	1234
3600	S	2164	1751	1479	1289	1150	1045	964	901
	U	2634	2127	1793	1559	1386	1256	1155	1076
3800	S	1836	1484	1252	1089	969	879	809	754
	U	2346	1893	1594	1383	1228	1110	1019	946
4000	S	1572	1269	1069	929	825	747	685	637
	U	2102	1695	1426	1236	1096	989	905	839
4200	S	1356	1093	921	799	709	640		
	U	1894	1526	1282	1110	983	886		
4400	S	1178	949	798	692	613			
	U	1714	1380	1159	1003	887			
4600	S	1029	829	697	603				
	U	1559	1254	1053	910				
4800	S	905	729	612					
	U	1423	1144	960					
5000	S	800	644						
	U	1304	1048						
Mullion Centres (mm)		800	1000	1200	1400	1600	1800	2000	2200

The contents of this manual is copyright and cannot be reproduced in any form

Max™ 200 x 50mm FRONT CAPPED DOUBLE GLAZED
Max Framing Systems: M200FCDG - 8
Mullion Structural Tables

Mullion Combination: 200FCDG Split C9343, C9581

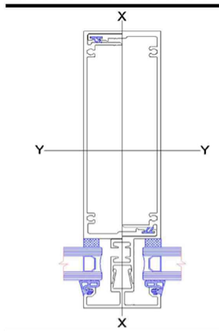

These tables use theoretical section properties. The resulting Serviceability and Ultimate should be read in conjunction with the requirements of AS1170.

Note the following:
- Maximum Stress = 110Mpa
- Serviceability based on Span/250
- Italics indicate where Serviceability is limited by Ulltimate.

This chart is to be used as a guide only. Where Serviceability exceeds 3kPa or for more information, contact Capral.

Frame Height (mm)		Design Wind Pressure (Pa)							
2200	*S*	*10596*	*8703*	*7496*	*6691*	*6149*	*5795*	*5592*	*5525*
	U	*10596*	*8703*	*7496*	*6691*	*6149*	*5795*	*5592*	*5525*
2400	*S*	*8771*	*7172*	*6143*	*5444*	*4958*	*4620*	*4396*	*4266*
	U	*8771*	*7172*	*6143*	*5444*	*4958*	*4620*	*4396*	*4266*
2600	*S*	*7376*	*6011*	*5126*	*4519*	*4088*	*3779*	*3559*	*3412*
	U	*7376*	*6011*	*5126*	*4519*	*4088*	*3779*	*3559*	*3412*
2800	*S*	*6286*	*5109*	*4343*	*3812*	*3431*	*3152*	*2947*	*2800*
	U	*6286*	*5109*	*4343*	*3812*	*3431*	*3152*	*2947*	*2800*
3000	*S*	*5418*	*4395*	*3725*	*3259*	*2922*	*2672*	*2484*	*2344*
	U	*5418*	*4395*	*3725*	*3259*	*2922*	*2672*	*2484*	*2344*
3200	**S**	4568	3707	3144	2752	2468	2256	2097	1976
	U	4716	3819	3230	2819	2519	2294	2124	1993
3400	**S**	3798	3077	2604	2274	2033	1852	1715	1609
	U	4140	3347	2826	2461	2194	1992	1837	1717
3600	**S**	3191	2582	2182	1901	1696	1541	1422	1329
	U	3661	2957	2493	2167	1927	1746	1606	1496
3800	**S**	2708	2188	1846	1606	1430	1296	1193	1111
	U	3260	2630	2215	1922	1707	1543	1415	1315
4000	**S**	2318	1871	1577	1370	1217	1101	1011	940
	U	2919	2353	1980	1716	1521	1373	1257	1165
4200	**S**	1999	1613	1357	1178	1045	944	865	802
	U	2628	2117	1779	1541	1364	1229	1124	1039
4400	**S**	1736	1400	1177	1020	904	815	746	690
	U	2378	1914	1608	1391	1230	1107	1010	933
4600	**S**	1518	1223	1028	890	787	709	648	
	U	2161	1739	1459	1261	1114	1002	913	
4800	**S**	1335	1075	902	781	690	621		
	U	1971	1585	1330	1149	1014	911		
5000	**S**	1180	949	797	689	609			
	U	1805	1451	1216	1050	926			
Mullion Centres (mm)		800	1000	1200	1400	1600	1800	2000	2200

Mullion Structural Tables

Mullion Combination: 200FCDG Split Struct C9345, C9346

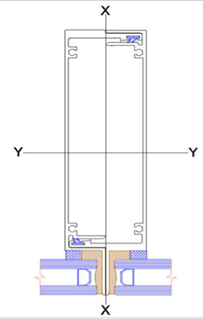

These tables use theoretical section properties. The resulting Serviceability and Ultimate should be read in conjunction with the requirements of AS1170.

Note the following:
- Maximum Stress = 110Mpa
- Serviceability based on Span/250
- Italics indicate where Serviceability is limited by Ulltimate.

This chart is to be used as a guide only. Where Serviceability exceeds 3kPa or for more information, contact Capral.

Frame Height (mm)		Design Wind Pressure (Pa)							
2200	*S*	*10012*	*8223*	*7083*	*6322*	*5810*	*5475*	*5284*	*5220*
	U	*10012*	*8223*	*7083*	*6322*	*5810*	*5475*	*5284*	*5220*
2400	*S*	*8287*	*6776*	*5804*	*5143*	*4684*	*4365*	*4153*	*4031*
	U	*8287*	*6776*	*5804*	*5143*	*4684*	*4365*	*4153*	*4031*
2600	*S*	*6969*	*5679*	*4843*	*4269*	*3862*	*3570*	*3363*	*3223*
	U	*6969*	*5679*	*4843*	*4269*	*3862*	*3570*	*3363*	*3223*
2800	*S*	*5939*	*4827*	*4103*	*3601*	*3241*	*2978*	*2784*	*2645*
	U	*5939*	*4827*	*4103*	*3601*	*3241*	*2978*	*2784*	*2645*
3000	*S*	*5118*	*4151*	*3519*	*3079*	*2760*	*2524*	*2346*	*2214*
	U	*5118*	*4151*	*3519*	*3079*	*2760*	*2524*	*2346*	*2214*
3200	**S**	4371	3547	3008	2633	2361	2159	2006	1883
	U	4455	3607	3051	2662	2379	2167	2006	1883
3400	**S**	3633	2944	2492	2176	1945	1772	1641	1539
	U	3910	3162	2670	2325	2072	1882	1735	1622
3600	**S**	3053	2470	2087	1819	1622	1474	1360	1271
	U	3458	2793	2355	2047	1820	1649	1516	1413
3800	**S**	2591	2094	1767	1537	1368	1240	1141	1063
	U	3079	2484	2092	1815	1612	1457	1337	1242
4000	**S**	2218	1790	1509	1310	1164	1053	967	899
	U	2757	2222	1870	1621	1437	1296	1187	1100
4200	**S**	1913	1543	1299	1127	1000	903	827	767
	U	2482	1999	1680	1455	1288	1161	1061	981
4400	**S**	1661	1339	1126	976	865	780	714	661
	U	2246	1808	1518	1313	1162	1045	954	881
4600	**S**	1452	1170	983	851	753	679	620	
	U	2040	1642	1378	1191	1052	946	862	
4800	**S**	1277	1028	863	747	660			
	U	1861	1497	1256	1085	958			
5000	**S**	1129	908	762	659				
	U	1704	1370	1149	991				
Mullion Centres (mm)		800	1000	1200	1400	1600	1800	2000	2200

The contents of this manual is copyright and cannot be reproduced in any form

Max™ 200 x 50mm FRONT CAPPED DOUBLE GLAZED
Max Framing Systems: M200FCDG - 9
Mullion Structural Tables

Mullion Combination: 150 SM Blind Struct C9581, C9581

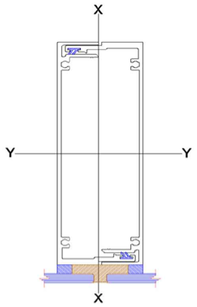

These tables use theoretical section properties. The resulting Serviceability and Ultimate should be read in conjunction with the requirements of AS1170.

Note the following:
- Maximum Stress = 110Mpa
- Serviceability based on Span/250
- Italics indicate where Serviceability is limited by Ulltimate.

This chart is to be used as a guide only. Where Serviceability exceeds 3kPa or for more information, contact Capral.

Frame Height (mm)		Design Wind Pressure (Pa)							
2200	*S*	*10596*	*8703*	*7496*	*6691*	*6149*	*5795*	*5592*	*5525*
	U	*10596*	*8703*	*7496*	*6691*	*6149*	*5795*	*5592*	*5525*
2400	*S*	*8771*	*7172*	*6143*	*5444*	*4958*	*4620*	*4396*	*4266*
	U	*8771*	*7172*	*6143*	*5444*	*4958*	*4620*	*4396*	*4266*
2600	*S*	*7376*	*6011*	*5126*	*4519*	*4088*	*3779*	*3559*	*3412*
	U	*7376*	*6011*	*5126*	*4519*	*4088*	*3779*	*3559*	*3412*
2800	*S*	*6286*	*5109*	*4343*	*3812*	*3431*	*3152*	*2947*	*2800*
	U	*6286*	*5109*	*4343*	*3812*	*3431*	*3152*	*2947*	*2800*
3000	*S*	*5418*	*4395*	*3725*	*3259*	*2922*	*2672*	*2484*	*2344*
	U	*5418*	*4395*	*3725*	*3259*	*2922*	*2672*	*2484*	*2344*
3200	**S**	4568	3707	3144	2752	2468	2256	2097	1976
	U	4716	3819	3230	2819	2519	2294	2124	1993
3400	**S**	3798	3077	2604	2274	2033	1852	1715	1609
	U	4140	3347	2826	2461	2194	1992	1837	1717
3600	**S**	3191	2582	2182	1901	1696	1541	1422	1329
	U	3661	2957	2493	2167	1927	1746	1606	1496
3800	**S**	2708	2188	1846	1606	1430	1296	1193	1111
	U	3260	2630	2215	1922	1707	1543	1415	1315
4000	**S**	2318	1871	1577	1370	1217	1101	1011	940
	U	2919	2353	1980	1716	1521	1373	1257	1165
4200	**S**	1999	1613	1357	1178	1045	944	865	802
	U	2628	2117	1779	1541	1364	1229	1124	1039
4400	**S**	1736	1400	1177	1020	904	815	746	690
	U	2378	1914	1608	1391	1230	1107	1010	933
4600	**S**	1518	1223	1028	890	787	709	648	
	U	2161	1739	1459	1261	1114	1002	913	
4800	**S**	1335	1075	902	781	690	621		
	U	1971	1585	1330	1149	1014	911		
5000	**S**	1180	949	797	689	609			
	U	1805	1451	1216	1050	926			
Mullion Centres (mm)		800	1000	1200	1400	1600	1800	2000	2200

Glazing charts for Max Front Capped Framing

The following chart has been prepared to depict suggested tape & wedge combinations for Max Front Capped glazing.
There are a number of different glazing methods for this system, however the use of a double sided tape like Norseal 980 or 990 is ideally suited to for this system

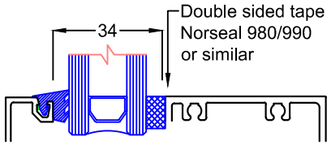

CH9528

CH9505
1mm wedge SANT
Black backing

CH9506
3mm wedge SANT
Yellow backing

CH9507
5mm wedge SANT
Green backing

CH9508
6mn wedge SANT
Red backing

CH9509
7mm wedge SANT
Blue backing

CH9510
9mm wedge SANT
Purple backing

	Glass thickness	Example	Rebate Tape	Gap	External wedge	Gap
Max Front Capped Framing	22mm	5/12/5	9 x 6.4	6mm	CH9508	6mm
	23mm	6/12/5	9 x 6.4	6mm	CH9509	5mm
	24mm	6/12/6	9 x 6.4	6mm	CH9507	4mm
	25mm	6.38/12/6	9 x 6.4	6mm	CH9506	4mm
	26mm	8/12/6	9 x 4.8	6mm	CH9506	3mm
	27mm	8.38/12/6	9 x 6.4	6mm	CH9506	3mm

The contents of this manual is copyright and cannot be reproduced in any form