U-Max™ THERMAL BREAK Sliding Window
U-Max Framing Systems: USLIDING - 1

Thermal Break Sliding Window

FEATURES:

- U-Max Centre Double Glazed compatible
- 60mm head, sill & transom
- Optional 44mm Revealable Head & Sill
- No visible drain holes in face
- Sash & Fixed panel fitted from inside
- Identical sight lines & cutting for U-Max, Max & Gen sashes
- Flyscreen fitted & removable from inside
- Standard handle or key locking
- Rail retains weatherpile on sash, reducing operating force
- Tandem carriage up to 60kg sash weight
- Identical glass size in sash & fixed
- Accepts 20- 24mm glass
- Narrow & consistent sight lines in sash & fixed
- Combinations of Std, Med or HD Interlocks

The contents of this manual is copyright and cannot be reproduced in any form.

U-Max™ THERMAL BREAK Sliding Window

U-Max Framing Systems: USLIDING - 2

Extrusion ID

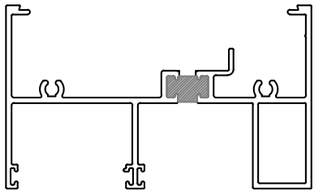
C9950U
U-Max 100 x 60 Slider Head

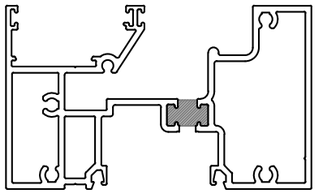
C9951U
U-Max 100 x 60 Slider Sill

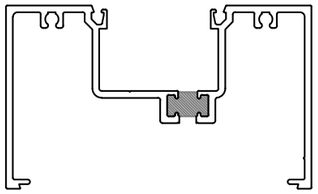
C9200U
100 x 60 CDG frame

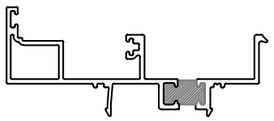
C9955U
U-Max Slider Jamb Adaptor

C9204U
100 Flat Filler

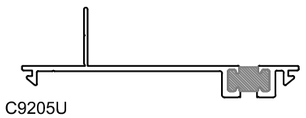
C9205U
100 Nailing Fin

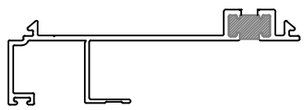
C9608U
In Line Reveal Adaptopr

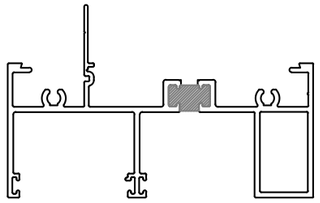
C9952U
U-Max 100 x 44 Nailing Fin Head

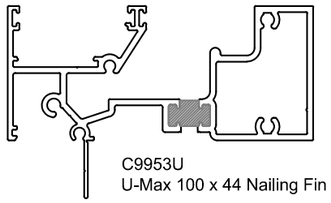
C9953U
U-Max 100 x 44 Nailing Fin Sill

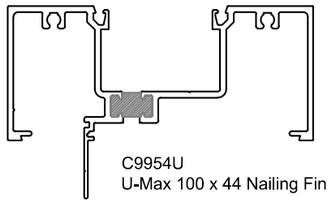
C9954U
U-Max 100 x 44 Nailing Fin Jamb

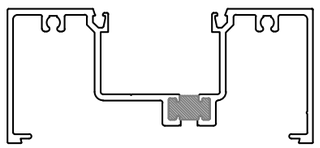
C9209U
100 x 44 CDG Frame

C9218U
100 Flush Filler

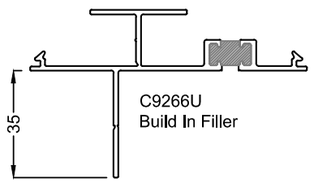

C9266U
Build In Filler

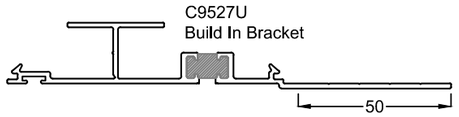

C9527U
Build In Bracket

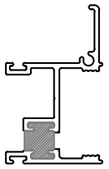
C9956U
U-Max Slider Lock Stile

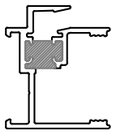
C9957U
U-Max Slider Standard M/Stile

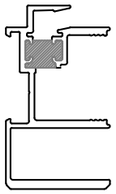
C9958U
U-Max Slider HD M/Stile

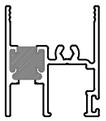
C9960U
U-Max Slider Rail

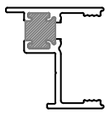
C9961U
U-Max Fixed Stile

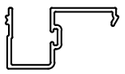
C9962
Screen Channel

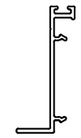
C9963
Screen Adaptor

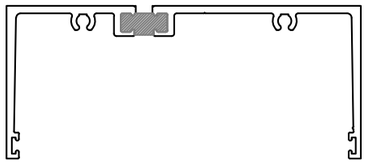
C9233U
100 x 50 Sub Head

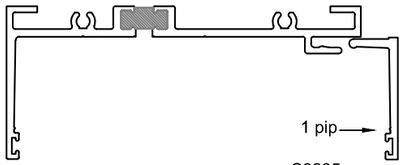

C9234U
100 x 50 Sub Head/Jamb

C9235
Sub Jamb Bead

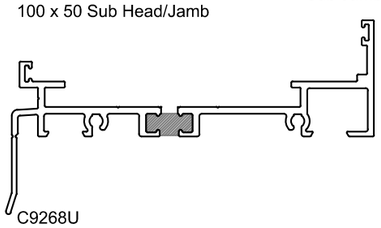
C9268U
100 Sub Sill 7 Setback

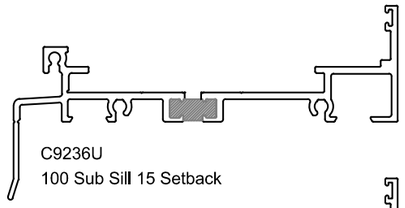
C9236U
100 Sub Sill 15 Setback

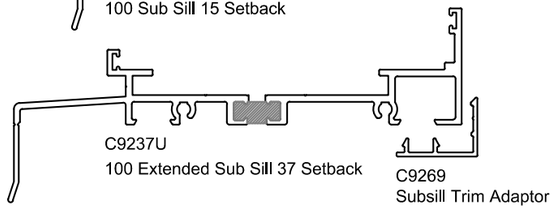
C9237U
100 Extended Sub Sill 37 Setback

C9269
Subsill Trim Adaptor

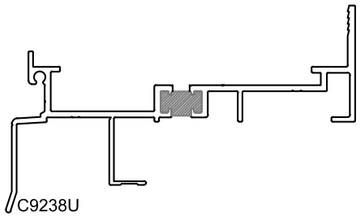
C9238U
100 Nailing Fin Subsill

Component ID

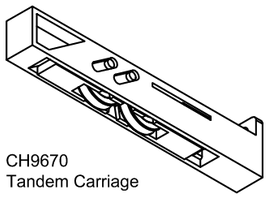
CH9670
Tandem Carriage

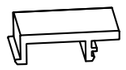
CH9675
Fixed Panel Support

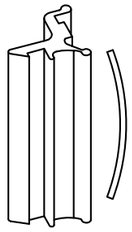
CH9682
Handle Assembly

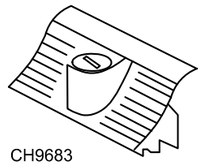
CH9683
Keyed Handle Assembly

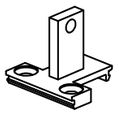
CH9672
Fixed Panel Bracket

CH9691
Sill Flap (PVC)

CH9524
Co-ex Sill Drainage Flap

CH9679
24mm Channel SANT
3 pips

CH9676
RPVC Interlock Infil

PBHF48502B
Hi Fin Weatherpile

The contents of this manual is copyright and cannot be reproduced in any form.

U-Max™ THERMAL BREAK Sliding Window

U-Max Framing Systems: USLIDING - 3

U-Max Sliding Window

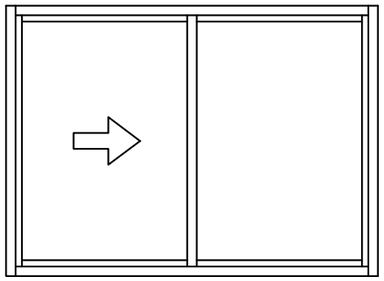

- Compatible with U-Max 100 Centre Glaze
- Non key handle as standard
- Maximum Sash weights 60kg
- Max Sash Height 1800mm
- Max Sash width 1500mm
- Generally suited to 20-24mm IGU

Section through Sliding Panel

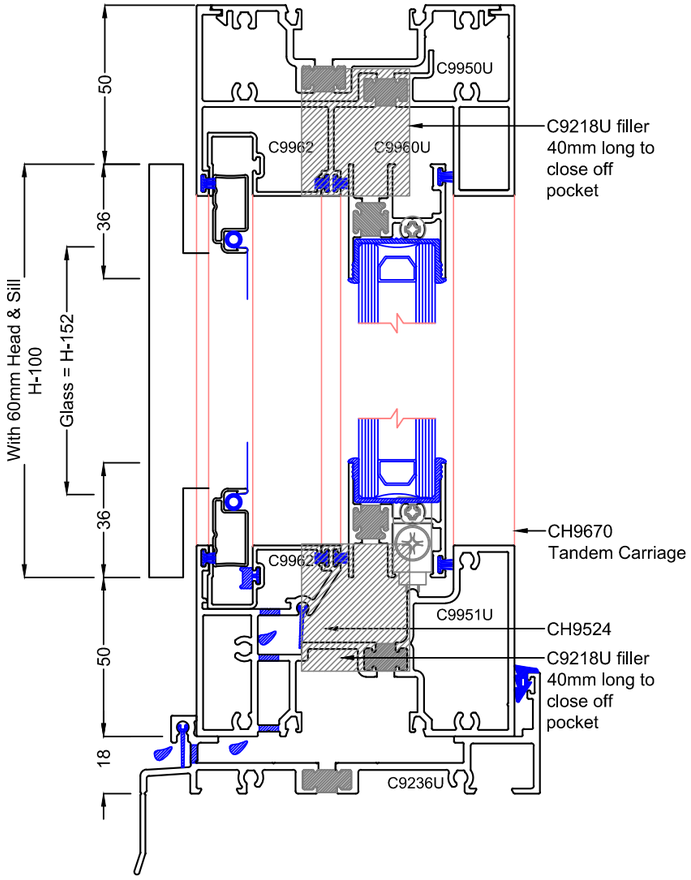

Section through Fixed Panel

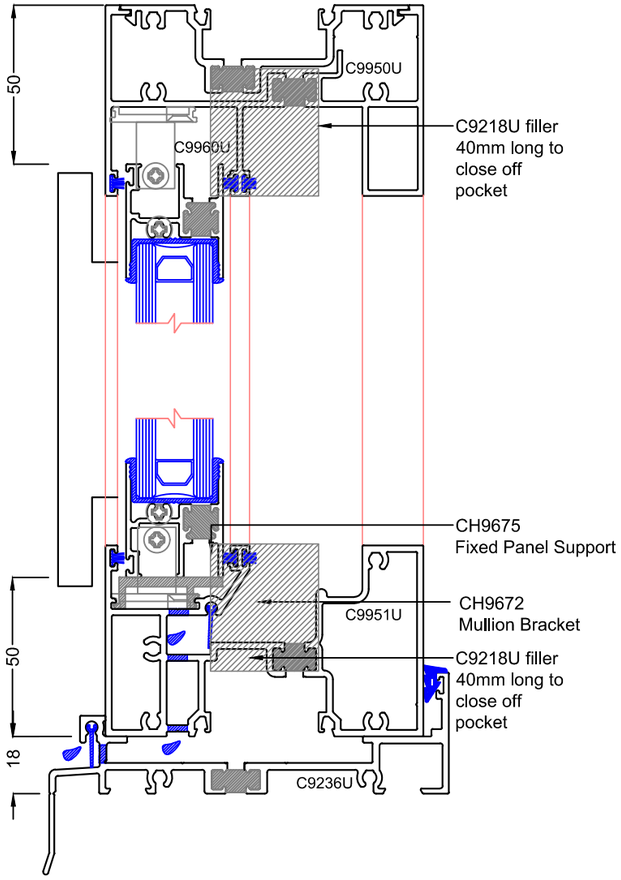

Transom Sliding Window

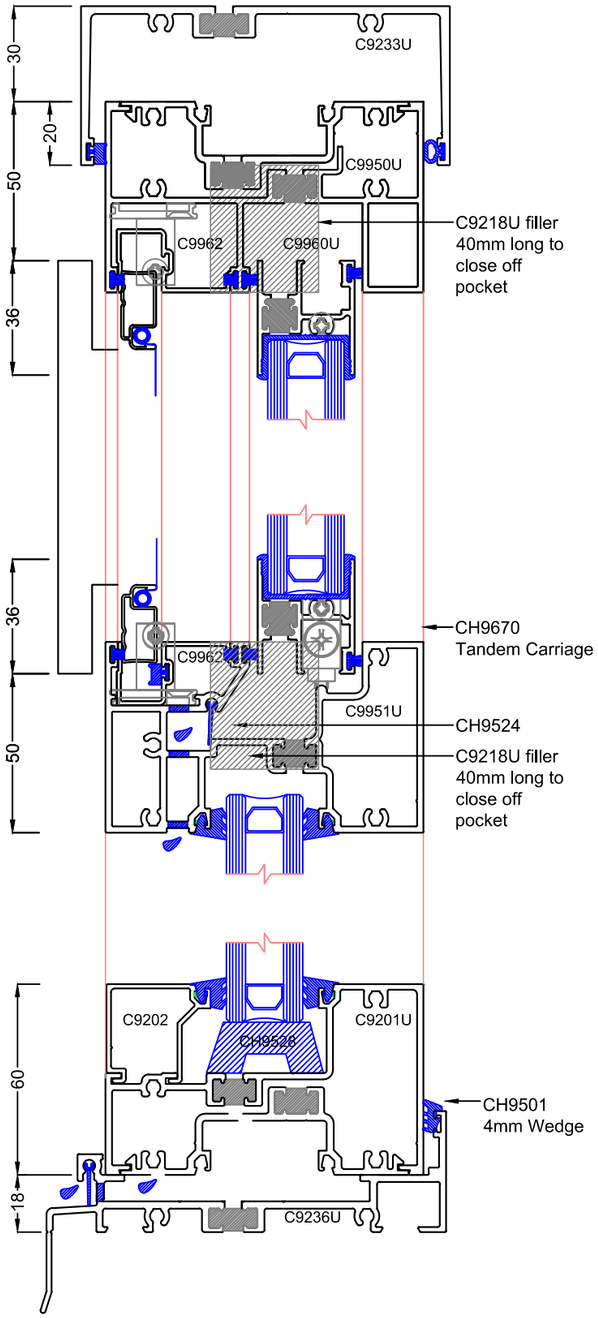

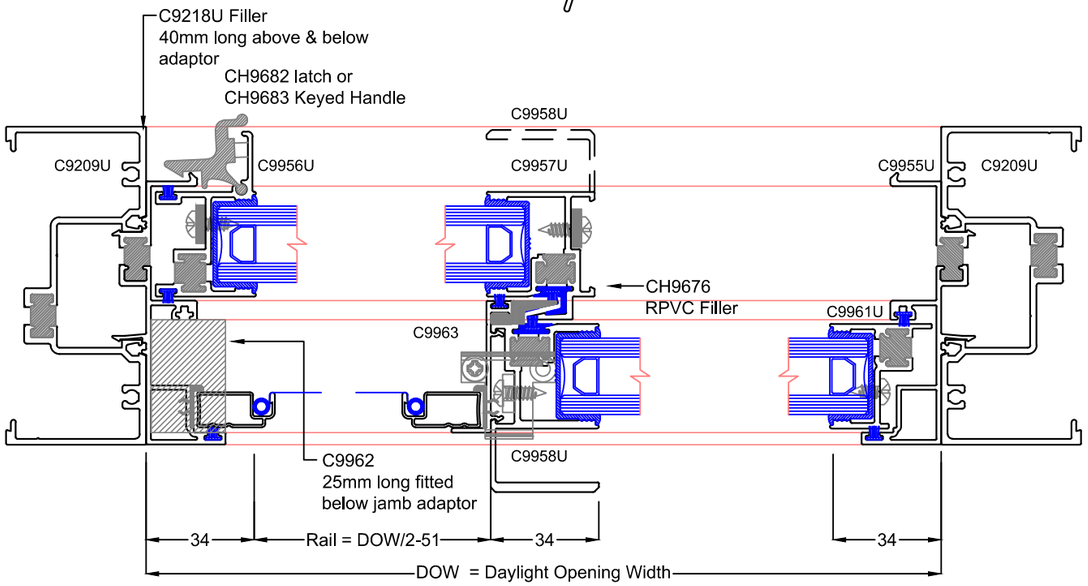

The contents of this manual is copyright and cannot be reproduced in any form.

U-Max™ THERMAL BREAK Sliding Window

U-Max Framing Systems: USLIDING - 4

44mm Nailing Fin Frame

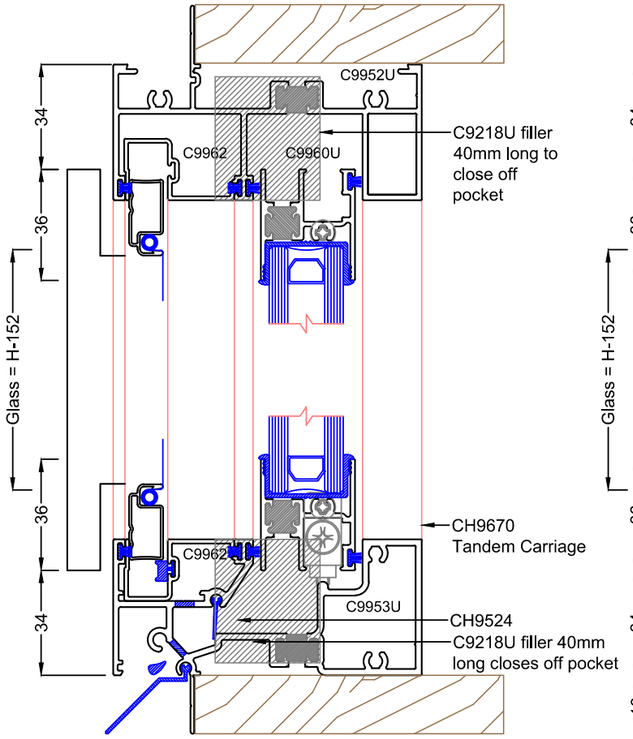

44mm Frame in Nailing Fin Subsill

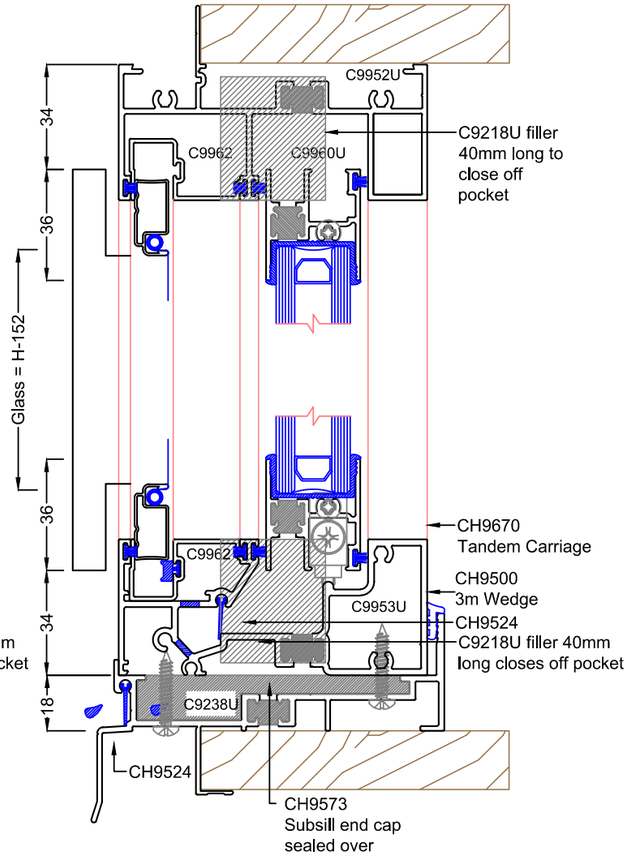

Interlock Options

Type 1

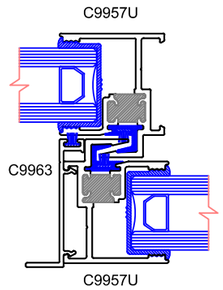

Type 2

C9958U Interlock can be fitted inside or out

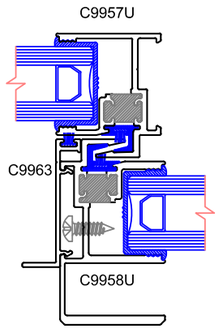

Type 3

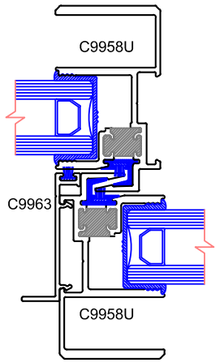

44mm Nailing Fin Frame & Nailing fin subsill

Shaded areas indicate sealing of frame to nailing fin subsill.

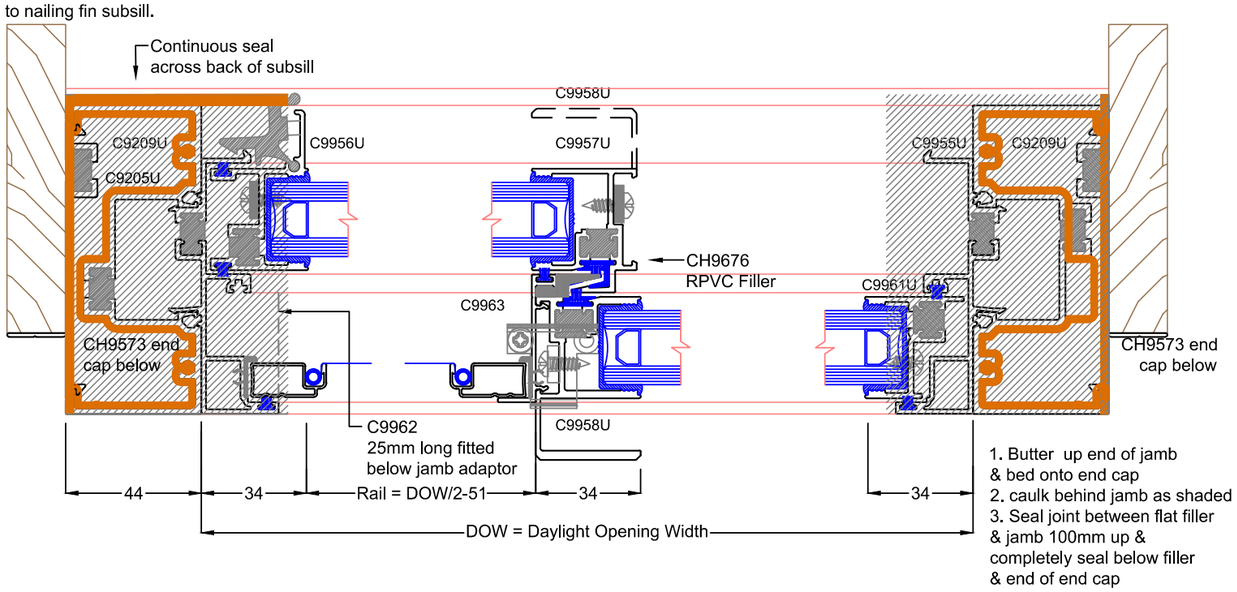

1. Butter up end of jamb & bed onto end cap
2. caulk behind jamb as shaded
3. Seal joint between flat filler & jamb 100mm up & completely seal below filler & end of end cap

The contents of this manual is copyright and cannot be reproduced in any form.

U-Max™ THERMAL BREAK Sliding Window
U-Max Framing Systems: USLIDING - 5
Interlock Structural Tables

Interlock Combination: U-Max Sliding Window Std Interlock (C9963,C9957U)

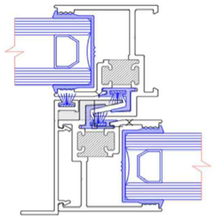

These tables use theoretical section properties. The resulting Serviceability and Ultimate should be read in conjunction with the requirements of AS1170.

Note the following:
- Maximum Stress = 110Mpa
- Serviceability based on Span/250
- Italics indicate where Serviceability is limited by Ulltimate.

This chart is to be used as a guide only. Where Serviceability exceeds 3kPa or for more information, contact Capral.

Frame Height (mm)		Design Wind Pressure (Pa)							
700	S	8800	7822	7040	6400	5867	5415	5029	4693
	U	11895	10573	9516	8651	7930	7320	6797	6344
800	S	5895	5240	4716	4287	3930	3628	3369	3144
	U	9107	8095	7286	6623	6071	5604	5204	4857
900	S	4140	3680	3312	3011	2760	2548	2366	2208
	U	7196	6396	5757	5233	4797	4428	4112	3838
1000	S	3018	2683	2415	2195	2012	1857	1725	1610
	U	5829	5181	4663	4239	3886	3587	3331	3109
1100	S	2268	2016	1814	1649	1512	1396	1296	1209
	U	4817	4282	3854	3503	3211	2964	2753	2569
1200	S	1747	1553	1397	1270	1164	1075	998	932
	U	4048	3598	3238	2944	2698	2491	2313	2159
1300	S	1374	1221	1099	999	916	845	785	733
	U	3449	3066	2759	2508	2299	2122	1971	1839
1400	S	1100	978	880	800	733	677	629	
	U	2974	2643	2379	2163	1983	1830	1699	
1500	S	894	795	715	650				
	U	2591	2303	2072	1884				
1600	S	737	655						
	U	2277	2024						
1700	S	614							
	U	2017							
Panel Width Centres (mm)		800	900	1000	1100	1200	1300	1400	1500

Interlock Structural Tables

Interlock Combination: U-Max Window Med Interlock (C9963,C9957U,C9958U)

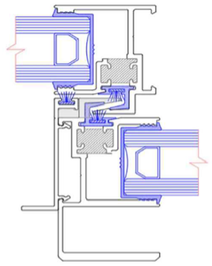

These tables use theoretical section properties. The resulting Serviceability and Ultimate should be read in conjunction with the requirements of AS1170.

Note the following:
- Maximum Stress = 110Mpa
- Serviceability based on Span/250
- Italics indicate where Serviceability is limited by Ulltimate.

This chart is to be used as a guide only. Where Serviceability exceeds 3kPa or for more information, contact Capral.

Frame Height (mm)		Design Wind Pressure (Pa)							
700	S	*15001*	*13334*	*12001*	*10910*	*10001*	*9231*	*8572*	*8001*
	U	*15001*	*13334*	*12001*	*10910*	*10001*	*9231*	*8572*	*8001*
800	S	*1485*	*10209*	*9188*	*8353*	*7657*	*7068*	*6563*	*6125*
	U	*11485*	*10209*	*9188*	*8353*	*7657*	*7068*	*6563*	*6125*
900	S	8435	7498	6748	6134	5623	5191	4820	4499
	U	9075	8066	7260	6600	6050	5584	5186	4840
1000	S	6149	5466	4919	4472	4099	3784	3514	3279
	U	7350	6534	5880	5346	4900	4523	4200	3920
1100	S	4620	4107	3696	3360	3080	2843	2640	2464
	U	6075	5400	4860	4418	4050	3738	3471	3240
1200	S	3558	3163	2847	2588	2372	2190	2033	1898
	U	5104	4537	4084	3712	3403	3141	2917	2722
1300	S	2799	2488	2239	2036	1866	1722	1599	1493
	U	4349	3866	3480	3163	2900	2677	2485	2320
1400	S	2241	1992	1793	1630	1494	1379	1281	1195
	U	3750	3334	3000	2727	2500	2308	2143	2000
1500	S	1822	1619	1458	1325	1215	1121	1041	972
	U	3267	2904	2614	2376	2178	2010	1867	1742
1600	S	1501	1334	1201	1092	1001	924	858	801
	U	2871	2552	2297	2088	1914	1767	1641	1531
1700	S	1252	1113	1001	910	834	770	715	668
	U	2543	2261	2035	1850	1696	1565	1453	1356
1800	S	1054	937	843	767	703	649	602	
	U	2269	2017	1815	1650	1512	1396	1296	
1900	S	896	797	717	652				
	U	2036	1810	1629	1481				
2000	S	769	683	615					
	U	1838	1633	1470					
2100	S	664							
	U	1667							
Panel Width Centres (mm)		800	900	1000	1100	1200	1300	1400	1500

The contents of this manual is copyright and cannot be reproduced in any form.

U-Max™ THERMAL BREAK Sliding Window
U-Max Framing Systems: USLIDING - 6
Interlock Structural Tables

Interlock Combination: U-Max Window HD Interlock (C9963,C9958U)

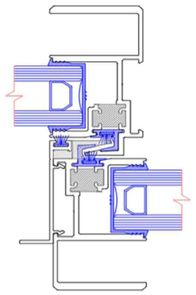

These tables use theoretical section properties. The resulting Serviceability and Ultimate should be read in conjunction with the requirements of AS1170.

Note the following:
- Maximum Stress = 110Mpa
- Serviceability based on Span/250
- Italics indicate where Serviceability is limited by Ulltimate.

This chart is to be used as a guide only. Where Serviceability exceeds 3kPa or for more information, contact Capral.

Frame Height (mm)		Design Wind Pressure (Pa)							
700	S	*22638*	*20123*	*18111*	*16464*	*15092*	*13931*	*12936*	*12074*
	U	*22638*	*20123*	*18111*	*16464*	*15092*	*13931*	*12936*	*12074*
800	S	*17333*	*15407*	*13866*	*12605*	*11555*	*10666*	*9904*	*9244*
	U	*17333*	*15407*	*13866*	*12605*	*11555*	*10666*	*9904*	*9244*
900	S	12729	11315	10183	9258	8486	7833	7274	6789
	U	13695	12173	10956	9960	9130	8428	7826	7304
1000	S	9280	8249	7424	6749	6186	5711	5303	4949
	U	11093	9860	8874	8068	7395	6826	6339	5916
1100	S	6972	6197	5578	5071	4648	4290	3984	3718
	U	9168	8149	7334	6667	6112	5642	5239	4889
1200	S	5370	4773	4296	3906	3580	3305	3069	2864
	U	7703	6847	6163	5602	5136	4741	4402	4108
1300	S	4224	3754	3379	3072	2816	2599	2414	2253
	U	6564	5834	5251	4774	4376	4039	3751	3501
1400	S	3382	3006	2705	2459	2255	2081	1932	1804
	U	5660	5031	4528	4116	3773	3483	3234	3018
1500	S	2750	2444	2200	2000	1833	1692	1571	1466
	U	4930	4382	3944	3586	3287	3034	2817	2629
1600	S	2266	2014	1812	1648	1510	1394	1295	1208
	U	4333	3852	3467	3151	2889	2667	2476	2311
1700	S	1889	1679	1511	1374	1259	1162	1079	1007
	U	3838	3412	3071	2792	2559	2362	2193	2047
1800	S	1591	1414	1273	1157	1061	979	909	849
	U	3424	3043	2739	2490	2282	2107	1956	1826
1900	S	1353	1203	1082	984	902	833	773	722
	U	3073	2731	2458	2235	2049	1891	1756	1639
2000	S	1160	1031	928	844	773	714	663	619
	U	2773	2465	2219	2017	1849	1707	1585	1479
2100	S	1002	891	802	729	668	617		
	U	2515	2236	2012	1829	1677	1548		
Panel Width Centres (mm)		800	900	1000	1100	1200	1300	1400	1500

Sill & Transom Machining

Note that Sill & Transom extrusions are sold pre-slotted as detailed.
C9951U is required to be slotted manually underneath by fabricator.

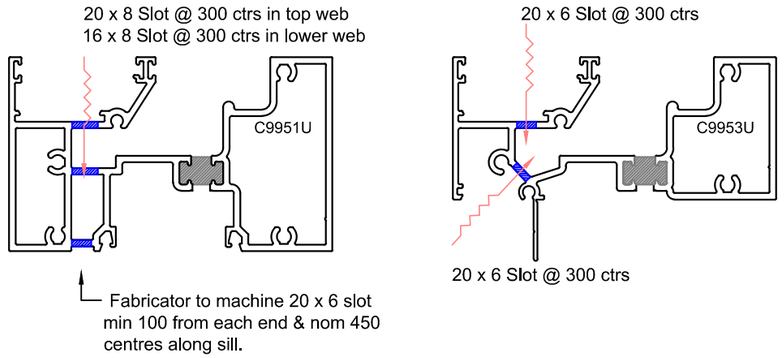

Sash Stile Machining

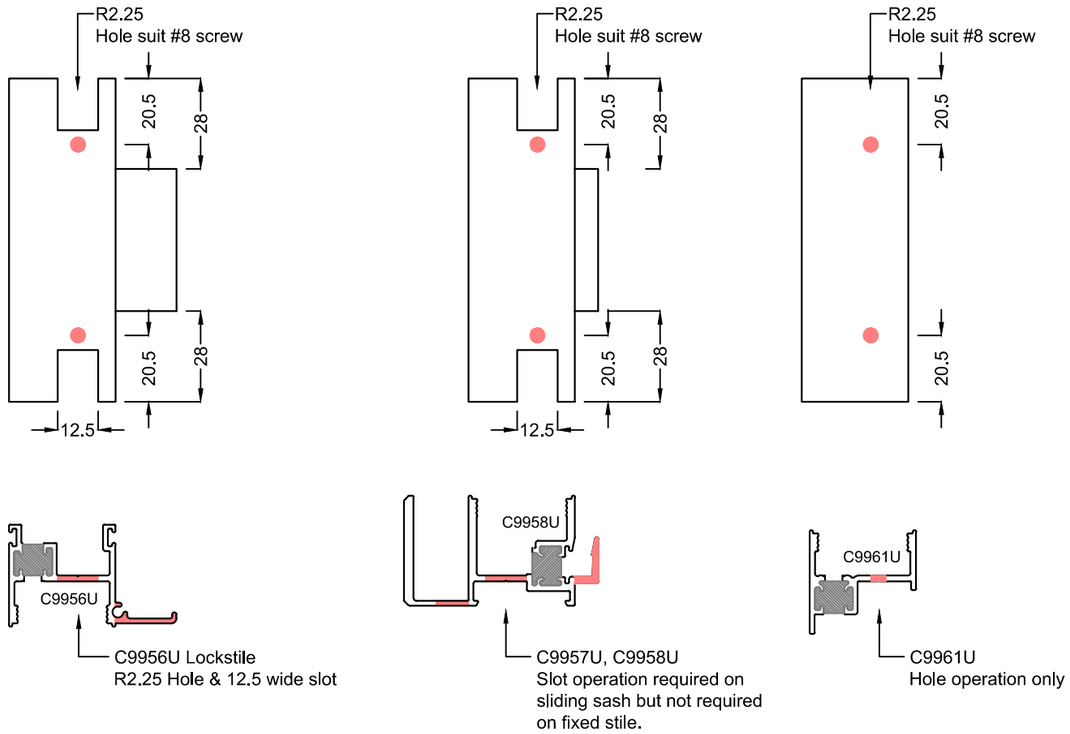

The contents of this manual is copyright and cannot be reproduced in any form.

U-Max™ THERMAL BREAK Sliding Window
U-Max Framing Systems: USLIDING - 7
Glazing Details

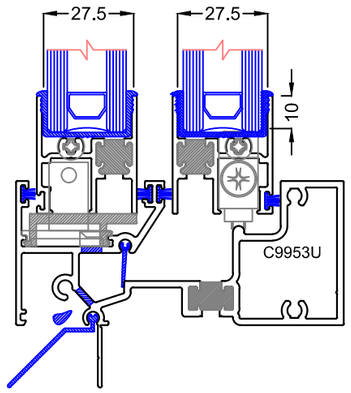

U-Max Sliding Window	Glass thickness	Example	Pocket	Channel
	20mm	4/14/4	27.5mm	CH9677 *
	22mm	5/12/5	27.5mm	CH9678 *
	24mm	6/12/6	27.5mm	CH9679
	* **Asterix indicates not available at this time**			

Glazing Channels

CH9679
24mm Channel SANT
3 pips

CH9678 *
22mm Channel SANT
2 pips

CH9677 *
20mm Channel SANT
1 pip

The contents of this manual is copyright and cannot be reproduced in any form.